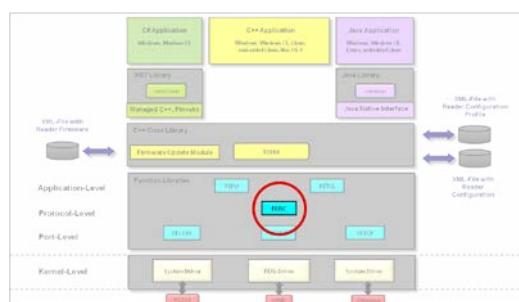


ID FEISC

Version 7.03.00

Software-Support for OBID i-scan® and OBID® *classic-pro*



Operating System	Target		Notes
	32-Bit	64-Bit	
Windows XP	X	(X)	with 64-Bit OS: only with 32-Bit Runtime Environment
Windows Vista / 7 / 8	X	X	
Windows CE	X	-	
Linux	X	X	
Android	X		On request
Apple Max OS X	-	X	OS X V10.7.3 or higher Architecture x86_64

Note

© Copyright 1999-2014 by FEIG ELECTRONIC GmbH
Lange Straße 4
D-35781 Weilburg-Waldhausen
Germany
Tel.: +49 6471 3109-0
<http://www.feig.de>

The indications made in these mounting instructions may be altered without previous notice. With the edition of these instructions, all previous editions become void.

Copying of this document, and giving it to others and the use or communication of the contents thereof, are forbidden without express authority. Offenders are liable to the payment of damages. All rights are reserved in the event of the grant of a patent or the registration of a utility model or design.

Composition of the information given in these mounting instructions has been done to the best of our knowledge. FEIG ELECTRONIC GmbH does not guarantee the correctness and completeness of the details given and may not be held liable for damages ensuing from incorrect installation.

Since, despite all our efforts, errors may not be completely avoided, we are always grateful for your useful tips.

FEIG ELECTRONIC GmbH assumes no responsibility for the use of any information contained in this manual and makes no representation that they are free of patent infringement. FEIG ELECTRONIC GmbH does not convey any license under its patent rights nor the rights of others.

The installation-information recommended here relates to ideal outside conditions. FEIG ELECTRONIC GmbH does not guarantee the failure-free function of the OBID®-system in outside environment.

OBID® and OBID i-scan® are registered trademarks of FEIG ELECTRONIC GmbH.

Windows is a registered trademark of Microsoft Corporation in the United States and other countries.

Windows Vista is either a registered trademark or trademark of Microsoft Corporation in the United States and/or other countries

Linux® is a registered Trademark of Linus Torvalds.

Apple, Mac, Mac OS, OS X, Cocoa and Xcode are trademarks of Apple Inc., registered in the U.S. and other countries.

Android is a trademark of Google Inc.

Electronic Product Code (TM) is a Trademark of EPCglobal Inc.

I-CODE® and Mifare® are registered Trademarks of Philips Electronics N.V.

Tag-it (TM) is a registered Trademark of Texas Instruments Inc.

Licensing agreement for use of the software

This is an agreement between you and FEIG ELECTRONIC GmbH (hereafter "FEIG") for use of the ID FEISC program library and the present documentation, hereafter called licensing material. By installing and using the software you agree to all terms and conditions of this agreement without exception and without limitation. If you are not or not completely in agreement with the terms and conditions, you may not install the licensing material or use it in any way. This licensing material remains the property of FEIG ELECTRONIC GmbH and is protected by international copyright.

§1 Object and scope of the agreement

1. FEIG grants you the right to install the licensing material provided and to use it under the following conditions.
2. You may install all components of the licensing material on a hard disk or other storage medium. The installation and use may also be done on a network fileserver. You may create backup copies of the licensing material.
3. FEIG grants you the right to use the documented program library for developing your own application programs or program libraries, and you may sell the runtime file FEISC.DLL, FEISCCE.DLL, LIBFEISC.x.y.z.DYLIB¹ or LIBFEISC.SO.x.y.z¹ without licensing fees under the stipulation that these application programs or program libraries are used to control devices and/or systems which are developed and/or sold by FEIG.
4. This license material can depend on third-party software. In case of the use of this third-party software the listed license agreements in chapter [Third-party Licensing agreements](#) have to be applied.

§2. Protection of the licensing material

1. The licensing material is the intellectual property of FEIG and its suppliers. It is protected in accordance with copyright, international agreements and relevant national statutes where it is used. The structure, organization and code of the software are a valuable business secret and confidential information of FEIG and its suppliers.
2. You agree not to change, modify, translate, reverse develop, decompile, disassemble the program library or the documentation or in any way attempt to discover the source code of this software.
3. To the extent that FEIG has applied protection marks, such as copyright marks and other legal restrictions in the licensing material, you agree to keep these unchanged and to use them unchanged in all complete or partial copies which you make.
4. The transmission of licensing material in part or in full is prohibited unless there is an explicit agreement to the contrary between you and FEIG. Application programs or program libraries which are created and sold in accordance with §1 Par. 3 of this Agreement are excepted.

§3 Warranty and liability limitations

1. You agree with FEIG that it is not possible to develop EDP programs such that they are error-free for all application conditions. FEIG explicitly makes you aware that the installation of a new program can affect already existing software, including such software that does not run at the same time as the new software. FEIG assumes no liability for direct or indirect damages, for consequential damages or special damages, including lost profits or lost savings. If you want to ensure that no already installed program will be affected, you should not install the present software.
2. FEIG explicitly notes that this software makes it possible for irreversible settings and adaptations to be made on devices which could destroy these devices or render them unusable. FEIG assumes no liability for such actions, regardless of whether they are carried out intentionally or unintentionally.
3. FEIG provides the software „as is“ and without any warranty. FEIG cannot guarantee the performance or the results you obtain from using the software. FEIG assumes no liability or guarantee that the protection rights of third parties are not violated, nor that the software is suitable for a particular purpose.
4. FEIG call explicit attention the licensed material is not designed with components and testing for a level of reliability suitable for use in or in connection with surgical implants or as critical components in any life support systems whose failure to perform can reasonably be expected to cause significant injury to a human.
To avoid damage, injury, or death, the user or application designer must take reasonably prudent steps to protect against system failures.

¹ x.y.z represents the actual version number

§4 Concluding provisions

1. This Agreement contains the complete licensing terms and conditions and supercedes any prior agreements and terms. Changes and additions must be made in writing.
2. If any provision this agreement is declared to be void, or if for any reason is declared to be invalid or of no effect, the remaining provisions shall be in no manner affected thereby but shall remain in full force and effect. Both parties agree to replace the invalid provision with one which comes closest to its original intention.
3. This agreement is subject to the laws of the Federal Republic of Germany. Place of jurisdiction is Frankfurt a. M.

Third-party Licensing agreements

Licensing agreement of openssl organization

The following license issues are to be applied in the case that encrypted data transmission is used.

LICENSE ISSUES =====

The OpenSSL toolkit stays under a dual license, i.e. both the conditions of the OpenSSL License and the original SSLeay license apply to the toolkit. See below for the actual license texts. Actually both licenses are BSD-style Open Source licenses. In case of any license issues related to OpenSSL please contact openssl-core@openssl.org.

OpenSSL License -----

=====
Copyright (c) 1998-2008 The OpenSSL Project. All rights reserved.

Redistribution and use in source and binary forms, with or without modification, are permitted provided that the following conditions are met:

1. Redistributions of source code must retain the above copyright notice, this list of conditions and the following disclaimer.
2. Redistributions in binary form must reproduce the above copyright notice, this list of conditions and the following disclaimer in the documentation and/or other materials provided with the distribution.
3. All advertising materials mentioning features or use of this software must display the following acknowledgment:
"This product includes software developed by the OpenSSL Project for use in the OpenSSL Toolkit. (<http://www.openssl.org/>)"
4. The names "OpenSSL Toolkit" and "OpenSSL Project" must not be used to endorse or promote products derived from this software without prior written permission. For written permission, please contact openssl-core@openssl.org.
5. Products derived from this software may not be called "OpenSSL" nor may "OpenSSL" appear in their names without prior written permission of the OpenSSL Project.
6. Redistributions of any form whatsoever must retain the following acknowledgment:
"This product includes software developed by the OpenSSL Project for use in the OpenSSL Toolkit (<http://www.openssl.org/>)"

THIS SOFTWARE IS PROVIDED BY THE OpenSSL PROJECT ``AS IS'' AND ANY EXPRESSED OR IMPLIED WARRANTIES, INCLUDING, BUT NOT LIMITED TO, THE IMPLIED WARRANTIES OF MERCHANTABILITY AND FITNESS FOR A PARTICULAR PURPOSE ARE DISCLAIMED. IN NO EVENT SHALL THE OpenSSL PROJECT OR ITS CONTRIBUTORS BE LIABLE FOR ANY DIRECT, INDIRECT, INCIDENTAL, SPECIAL, EXEMPLARY, OR CONSEQUENTIAL DAMAGES (INCLUDING, BUT NOT LIMITED TO, PROCUREMENT OF SUBSTITUTE GOODS OR SERVICES; LOSS OF USE, DATA, OR PROFITS; OR BUSINESS INTERRUPTION) HOWEVER CAUSED AND ON ANY THEORY OF LIABILITY, WHETHER IN CONTRACT, STRICT LIABILITY, OR TORT (INCLUDING NEGLIGENCE OR OTHERWISE) ARISING IN ANY WAY OUT OF THE USE OF THIS SOFTWARE, EVEN IF ADVISED OF THE POSSIBILITY OF SUCH DAMAGE.
=====

This product includes cryptographic software written by Eric Young (eay@cryptsoft.com). This product includes software written by Tim Hudson (tjh@cryptsoft.com).

Original SSLeay License -----

Copyright (C) 1995-1998 Eric Young (eay@cryptsoft.com) All rights reserved.

This package is an SSL implementation written by Eric Young (eay@cryptsoft.com). The implementation was written so as to conform with Netscapes SSL.

This library is free for commercial and non-commercial use as long as the following conditions are aheared to. The following conditions apply to all code found in this distribution, be it the RC4, RSA, lhash, DES, etc., code; not just the SSL code. The SSL documentation included with this

distribution is covered by the same copyright terms except that the holder is Tim Hudson (tjh@cryptsoft.com).

Copyright remains Eric Young's, and as such any Copyright notices in the code are not to be removed. If this package is used in a product, Eric Young should be given attribution as the author of the parts of the library used.

This can be in the form of a textual message at program startup or in documentation (online or textual) provided with the package.

Redistribution and use in source and binary forms, with or without modification, are permitted provided that the following conditions are met:

1. Redistributions of source code must retain the copyright notice, this list of conditions and the following disclaimer.

2. Redistributions in binary form must reproduce the above copyright notice, this list of conditions and the following disclaimer in the documentation and/or other materials provided with the distribution.

3. All advertising materials mentioning features or use of this software must display the following acknowledgement:

"This product includes cryptographic software written by Eric Young (eay@cryptsoft.com)"

The word 'cryptographic' can be left out if the routines from the library being used are not cryptographic related :-).

4. If you include any Windows specific code (or a derivative thereof) from the apps directory (application code) you must include an acknowledgement:

"This product includes software written by Tim Hudson (tjh@cryptsoft.com)"

THIS SOFTWARE IS PROVIDED BY ERIC YOUNG ``AS IS'' AND ANY EXPRESS OR IMPLIED WARRANTIES, INCLUDING, BUT NOT LIMITED TO, THE IMPLIED WARRANTIES OF MERCHANTABILITY AND FITNESS FOR A PARTICULAR PURPOSE ARE DISCLAIMED. IN NO EVENT SHALL THE AUTHOR OR CONTRIBUTORS BE LIABLE FOR ANY DIRECT, INDIRECT, INCIDENTAL, SPECIAL, EXEMPLARY, OR CONSEQUENTIAL DAMAGES (INCLUDING, BUT NOT LIMITED TO, PROCUREMENT OF SUBSTITUTE GOODS OR SERVICES; LOSS OF USE, DATA, OR PROFITS; OR BUSINESS INTERRUPTION) HOWEVER CAUSED AND ON ANY THEORY OF LIABILITY, WHETHER IN CONTRACT, STRICT LIABILITY, OR TORT (INCLUDING NEGLIGENCE OR OTHERWISE) ARISING IN ANY WAY OUT OF THE USE OF THIS SOFTWARE, EVEN IF ADVISED OF THE POSSIBILITY OF SUCH DAMAGE.

The licence and distribution terms for any publically available version or derivative of this code cannot be changed. i.e. this code cannot simply be copied and put under another distribution licence [including the GNU Public Licence.]

Contents:

Licensing agreement for use of the software	3
Third-party Licensing agreements	5
Licensing agreement of openssl organization.....	5
Contents:	7
1. Introduction.....	11
1.1. Shipment.....	13
1.1.1. Windows XP / Vista / 7 / 8	13
1.1.2. Windows CE	13
1.1.3. Linux.....	13
1.1.4. Mac OS X	13
2. Changes since the previous version	14
3. Installation.....	15
3.1. 32- and 64-Bit Windows XP/Vista/7/8.....	15
3.2. Windows CE	16
3.3. 32- and 64-Bit Linux	17
3.4. 64-Bit Mac OS X.....	18
4. Including into the application program	19
4.1. Supported Development Tools.....	19
4.2. Incorporating into Visual Studio	19
4.3. Incorporating into Xcode.....	19
5. Programming Interface	20
5.1. Overview	20
5.2. Thread security.....	22
5.3. Parameter transfer	23
5.4. Asynchronous tasks for relieving the load on applications	24
5.5. Event flagging to applications	29
5.6. Secured data transmission with encryption	30
5.6.1. Overview.....	30
5.6.2. Feedback of error cases	30

5.6.3. Notes for Programmers	31
5.7. List of functions	32
5.7.1. Which function for which OBID i-scan® and OBID® classic-pro Reader.....	36
5.7.2. FEISC_NewReader	37
5.7.3. FEISC_DeleteReader	39
5.7.4. FEISC_GetReaderList	40
5.7.5. FEISC_GetDLLVersion	41
5.7.6. FEISC_GetErrorText.....	41
5.7.7. FEISC_GetStatusText	42
5.7.8. FEISC_GetReaderPara	43
5.7.9. FEISC_SetReaderPara.....	44
5.7.10. FEISC_AddEventHandler	45
5.7.11. FEISC_DelEventHandler	48
5.7.12. FEISC_StartAsyncTask	49
5.7.13. FEISC_CancelAsyncTask.....	51
5.7.14. FEISC_TriggerAsyncTask	52
5.7.15. FEISC_BuildSendProtocol	53
5.7.16. FEISC_BuildRecProtocol	54
5.7.17. FEISC_SplitSendProtocol.....	55
5.7.18. FEISC_SplitRecProtocol	56
5.7.19. FEISC_SendTransparent.....	57
5.7.20. FEISC_Transmit	58
5.7.21. FEISC_Receive	59
5.7.22. FEISC_GetLastSendProt.....	60
5.7.23. FEISC_GetLastRecProt.....	60
5.7.24. FEISC_GetLastState	61
5.7.25. FEISC_GetLastRecProtLen	61
5.7.26. FEISC_GetLastError.....	62
5.7.27. FEISC_0x18_Destroy	63
5.7.28. FEISC_0x1A_Halt.....	64
5.7.29. FEISC_0x1B_ResetQuietBit	64
5.7.30. FEISC_0x1C_EASRequest.....	64
5.7.31. FEISC_0x1E_TableDataExchange	65
5.7.32. FEISC_0x1F_MAXDataExchange.....	66
5.7.33. FEISC_0x21_ReadBuffer.....	67
5.7.34. FEISC_0x22_ReadBuffer.....	68
5.7.35. FEISC_0x31_ReadDataBufferInfo	69
5.7.36. FEISC_0x32_ClearDataBuffer	69
5.7.37. FEISC_0x33_InitBuffer	70
5.7.38. FEISC_0x34_ForceNotifyTrigger	70
5.7.39. FEISC_0x52_GetBaud.....	71
5.7.40. FEISC_0x55_StartFlashLoader	71
5.7.41. FEISC_0x55_StartFlashLoaderEx	71
5.7.42. FEISC_0x63_CPUReset.....	72
5.7.43. FEISC_0x64_SystemReset	72
5.7.44. FEISC_0x65_SoftVersion	73

5.7.45. FEISC_0x66_ReaderInfo	73
5.7.46. FEISC_0x69_RFReset.....	74
5.7.47. FEISC_0x6A_RFOnOff.....	74
5.7.48. FEISC_0x6B_CentralizedRFSync.....	75
5.7.49. FEISC_0x6C_SetNoiseLevel	76
5.7.50. FEISC_0x6D_GetNoiseLevel.....	76
5.7.51. FEISC_0x6E_RdDiag	77
5.7.52. FEISC_0x6F_AntennaTuning	77
5.7.53. FEISC_0x71_SetOutput.....	78
5.7.54. FEISC_0x72_SetOutput.....	78
5.7.55. FEISC_0x74_ReadInput	79
5.7.56. FEISC_0x75_AdjAntenna	79
5.7.57. FEISC_0x76_CheckAntennas.....	80
5.7.58. FEISC_0x80_ReadConfBlock.....	81
5.7.59. FEISC_0x81_WriteConfBlock.....	81
5.7.60. FEISC_0x82_SaveConfBlock	82
5.7.61. FEISC_0x83_ResetConfBlock	82
5.7.62. FEISC_0x85_SetSysTimer	83
5.7.63. FEISC_0x86_GetSysTimer.....	83
5.7.64. FEISC_0x87_SetSystemDate	84
5.7.65. FEISC_0x88_GetSystemDate.....	84
5.7.66. FEISC_0x8A_ReadConfiguration.....	85
5.7.67. FEISC_0x8B_WriteConfiguration.....	86
5.7.68. FEISC_0x8C_ResetConfiguration.....	87
5.7.69. FEISC_0x9F_Piggyback_Command.....	88
5.7.70. FEISC_0xA0_RdLogin	89
5.7.71. FEISC_0xA2_WriteMifareKeys	90
5.7.72. FEISC_0xA3_Write_DES_AES_Keys.....	91
5.7.73. FEISC_0xAD_WriteReaderAuthentKey	92
5.7.74. FEISC_0xAE_ReaderAuthent	93
5.7.75. FEISC_0xB0_ISOCmd.....	94
5.7.76. FEISC_0xB1_ISOCustAndPropCmd.....	95
5.7.77. FEISC_0xB2_ISOCmd.....	96
5.7.78. FEISC_0xB3_EPCCmd	97
5.7.79. FEISC_0xB4_EPC_UHF_Cmd	98
5.7.80. FEISC_0xBB_C1G2_TranspCmd	99
5.7.81. FEISC_0xBC_CmdQueue	100
5.7.82. FEISC_0xBD_ISOTranspCmd.....	101
5.7.83. FEISC_0xBE_ISOTranspCmd	102
5.7.84. FEISC_0xBF_ISOTranspCmd	103
5.7.85. FEISC_0xC0_SAMCmd, FEISC_0xC0_SAMCmd_Sync.....	104
5.7.86. FEISC_0xC1_DESFireCmd	105
5.7.87. FEISC_0xC2_MifarePlusCmd.....	106
5.7.88. FEISC_0xC3_DESFireCmd	107
5.8. Support for multithreading.....	108

6. Appendix	110
6.1. Error codes.....	110
6.2. List of variables.....	112
6.3. List of constants for the FEISC_EVENT_INIT structure	113
6.4. List of constants for TaskID and for the FEISC_TASK_INIT structure	113
6.5. History.....	114

Applications, based on the layer of FEISC can execute each Reader command. As the library manages no exchanged data, the implementation complexity increases when an Autoread-Mode (Buffered-Read-Mode or Notification-Mode) is enabled and every Programmer should calculate the costs for implementation. C++ Programmers should choose the FEDM class library from the next level as the best API.

1.1. Shipment

This support package consists of files listed in the tables below. Normally, this package is shipped together with other libraries in a Software Development Kit (SDK) – e.g. ID ISC.SDK.Win.

1.1.1. Windows XP / Vista / 7 / 8

File	Use
FEISC.DLL	DLL with all functions
FEISC.LIB	LIB file for linking with C/C++ projects
FEISC.H	Header file for C/C++ projects

1.1.2. Windows CE

File	Use
FEISCCE.DLL	DLL with all functions
FEISCCE.LIB	LIB file for linking with C/C++ projects
FEISC.H	Header file for C/C++ projects

1.1.3. Linux

File	Use
LIBFEISC.SO.x.y.z ²	Function library
FEISC.H	Header file for C/C++ projects

1.1.4. Mac OS X

File	Use
LIBFEISC.x.y.z.dylib ²	Function library
FEISC.H	Header file for C/C++ projects

² x.y.z. represents the version number of the library file

2. Changes since the previous version

- New function **FEISC_0x1E_TableDataExchange**
- Support for Android on request

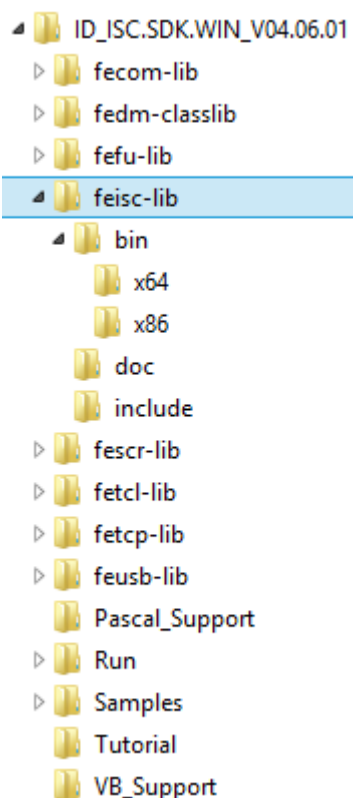
Please note also the revision history in the Appendix to this document.

3. Installation

Normally, this package is shipped together with other libraries in a Software Development Kit (SDK). Copy the SDK into a directory of your choice.

The files of this library package can be found in the sub-directory feisc-lib.

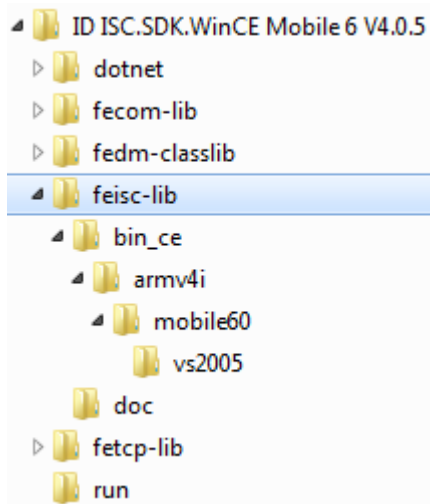
3.1. 32- and 64-Bit Windows XP/Vista/7/8



If you won't add your projects to the Samples path, we recommend the following steps:

- Copy FEISC.DLL into the directory of the application program (recommended) or into the Windows system directory.
- Copy FEISC.LIB into the project or LIB directory.
- Copy FEISC.H into the project or INCLUDE directory.
- In the case that encrypted data transmission is used, copy the library file libeay32.dll into the directory of the application. The license issues of openssl have to be considered (<http://www.openssl.org>).

3.2. Windows CE

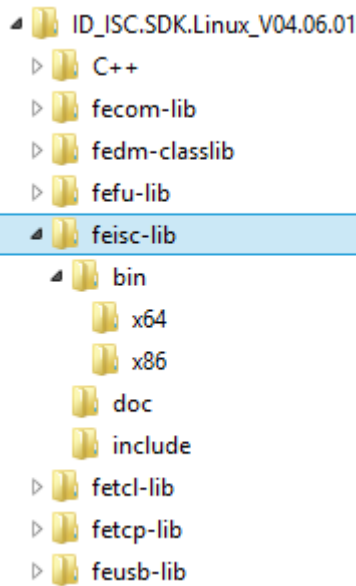


If you won't add your projects to the Samples path, we recommend the following steps:

- Copy FEISCCE.DLL into the application directory or system directory of the Windows CE system.
- Copy FEISCCE.LIB into the project or LIB directory.
- Copy FEISC.H into the project or INCLUDE directory

Note: you cannot use the DLL together with eMbedded Visual Basic 3.0.

3.3. 32- and 64-Bit Linux



Choose one option for installation:

Option 1: If an install.sh is shipped inside the SDK root directory, execute this install script. It will copy all library files into the directory /usr/lib resp. /usr/lib64 and creates symbolic links for each library file. The header file can be copied into a directory of your choice.

Option 2: Copy all files of this support package into a directory of your choice and create symbolic links for libfeisc.so.x.y.z³ in the directory /usr/lib resp. /usr/lib64 with the following calls:

```
cd /usr/lib (for 64 Bit : /usr/lib64)
```

```
ln -s /<your_directory>/libfeisc.so.x.y.z libfeisc.so.x
```

```
ln -s /<your_directory>/libfeisc.so.x libfeisc.so
```

```
ldconfig
```

In the case that encrypted data transmission is used the library file libcrypto.so must be installed. The license issues of openssl have to be considered (<http://www.openssl.org>).

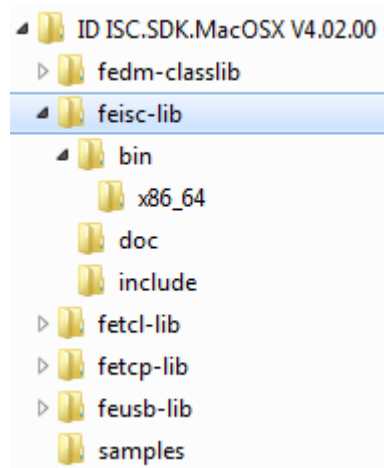
Note:

X86: The library is compiled under SuSE Linux 11.1 with the GNU Compiler Collection V4.3.2.

X64: The library is compiled under SuSE Linux 11.2 with the GNU Compiler Collection V4.4.1.

³ x.y.z represents the version number

3.4. 64-Bit Mac OS X



Choose one option for installation:

Option 1: If an install.sh is shipped inside the SDK root directory, execute this install script. It will copy all library files into the directory /usr/local/lib and creates symbolic links for each library file. The header file can be copied into a directory of your choice.

Option 2: Copy all files of this support package into a directory of your choice and create symbolic links for libfeisc.x.y.z.dylib⁴ in the directory /usr/local/lib with the following calls: cd /usr/local/lib

```
In -s libfeisc.x.y.z.dylib libfeisc.x.dylib
```

```
In -s libfeisc.x.dylib libfeisc.dylib
```

Note: The library is compiled under Mac OS X V10.7.3 with Xcode V4.3.2 and is compatible with the architecture x86_64.

⁴ x.y.z represents the version number

4. Including into the application program

4.1. Supported Development Tools

Operating System	Development Tool	Supported
Windows XP / Vista / 7 / 8	Visual Studio	Yes
	Borland C++ Builder	Yes
	Embarcadero C++ Builder	Yes
Windows CE	eMbedded Visual C++ 4	Yes
	Visual Studio 2005 / 2008	Yes
Linux	GCC	Yes
Mac OS X	GCC	Yes, for projects with x86_64 architecture
	Xcode ≥ V4.3.2	Yes, for projects with x86_64 architecture

4.2. Incorporating into Visual Studio

1. Add Include path for the header file in project settings (category C/C++)
2. Add feisc.lib (optional with path) in project settings (category Linker)

4.3. Incorporating into Xcode

1. Add path for the header file in project settings (User Header Search Paths in category Search Paths)
2. add feisc.dylib with drag'n drop to your project

ID FECOM and/or ID FEUSB and/or ID FETCP must also be incorporated into your project if you want to invoke functions from them.

In the case that encrypted data transmission is used the library file libeay32.dll (Windows) or libcrypto.so (Linux) must be installed. The license issues of openssl have to be considered (<http://www.openssl.org>).

5. Programming Interface

5.1. Overview

The FEISC library encapsulates for the programmer all the functions and parameters necessary for simple communication with readers in the OBID i-scan® - or OBID® *classic-pro* Reader Family. Together with the support package ID FECOM, ID FETCP or ID FEUSB, this makes it possible to run all the protocols in the system manual of the OBID i-scan® - or OBID® *classic-pro* Reader Family directly by invoking a function.

The functions in FEISC are responsible only for internal administration, protocol building, protocol splitting and any necessary error outputs. The FEISC library alone is not enough to communicate with an OBID i-scan® - or OBID® *classic-pro* Reader. You can however initiate the output of a protocol and use the FECOM to communicate with an OBID i-scan® - or OBID® *classic-pro* Reader over an asynchronous serial interface or the FETCP to communicate with a TCP/IP-Server or the FEUSB to communicate through the USB port. Other interface drivers can be integrated with the Plug-In mechanism.

Use of the FEUSB for communicating with OBID® USB devices is mandatory.

The core elements of the library are the Object Manager and the Reader objects generated during runtime.

The Object Manager implements self-administration which frees an application program from having to buffer any values, parameters or other settings: It keeps a list with all generated Reader objects. The Reader object is the central program section that carries out the protocol functions and is assigned a connection to the serial interface when using the FECOM or a channel to a USB device when using the FEUSB or a TCP/IP-Server when using the FETCP. Each Reader object administers all the parameters relevant to its protocol tasks within its local memory.

Before first using you must create a Reader object using the **FEISC_NewReader** function. If this done without error, the return value includes a handle which is used by the application program as an access number. This handle is required for unique identification of the generated Reader object. If you are using self-administration, the Object List can be called up using the **FEISC_GetReaderList** function. The successive handles which you then get can be used to read out all the parameters pertaining to this object using the **FEISC_GetReaderPara** function.

A Reader object generated using **FEISC_NewReader** must always be deleted from memory using the **FEISC_DeleteReader** function.

If an application program is opened multiple times, each program (instance) gets an empty object list by invoking **FEISC_GetReaderList**. This prevents mixing up access rights under different program instances.

The object-oriented internal structure (see Fig. 1) is externally visible as a function interface, making it language-neutral.

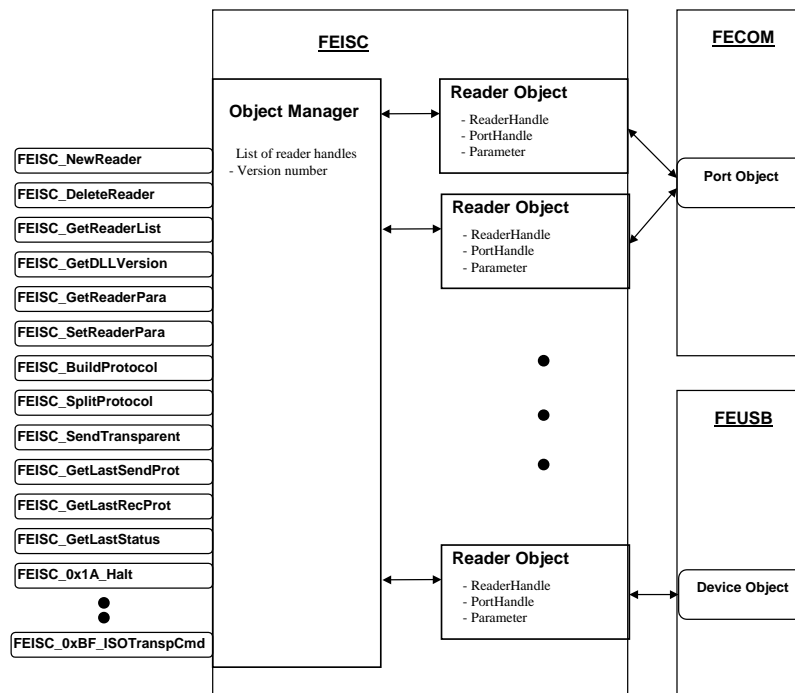


Fig. 1: Internal structure of FEISC

Fig. 1 shows how several Reader objects can share a common serial interface in FECOM or a common channel in FEUSB. No conflicts will occur as long as access to the port object takes place sequentially within a work thread. In a multi-reading or multi-process environment however appropriate measures have to be taken. These are not implemented in FECOM, FETCP, FEUSB or FEISC.

Nearly all the library functions have a return value which is negative in case of error.

5.2. Thread security

In principle, all FEIG libraries are not fully thread safe. But respecting some guidance, a practical thread security can be realized allowing parallel execution of communication tasks. One should keep in mind, that all OBID® RFID-Reader works synchronously and can perform commands only in succession.

On the level of the transport layer (FECOM, FEUSB, FETCP) the communication with each port must be synchronized in the application, as the Reader works synchronously. Using multiple ports and so multiple Readers from different threads simultaneously is possible, as the internal port objects acts independently from each other.

On the level of the protocol layer (FEISC), parallelism can be realized, when each Reader object represents exactly one physical Reader and is bound with an individual communication port. This is not true for the four specialized functions FEISC_BuildxxProtocol and FEISC_SplitxxProtocol, which use an internal global buffer for protocol data.

5.3. Parameter transfer

Some functions support parameter transfer both as a null-terminated string and as an array of hex numbers. Transfer as data type UCHAR★ is possible for both data types. Interpretation of the transfer value is indicated by the function parameter *iDataFormat*.

iDataFormat	Parameter transfer	interpreted as a pointer to
0	0x23, 0x56, 0xFA, 0xA6 (internally 0x23 corresponds to the character "#"; 0x56 to the character "V"; etc.)	an array of UCHAR
1	"2356FAA6" (each two characters are interpreted as a hex value: Example: "23" -> 0x23)	a null-terminated string

All other parameters to be transferred as UCHAR must be given as a hex value (e.g. 0x23). It is not possible to transfer by strings!

Note: UCHAR is used as an abbreviation (#define) for „unsigned char“.

5.4. Asynchronous tasks for relieving the load on applications

A recurring task of applications is inventorying transponders in the antenna field of the reader. Ideally this should run in the background and then tell the application when transponders are in the field or when the notification has arrived.

This is precisely the functionality you can implement using the **FEISC_StartAsyncTask** function. Internally a thread is started which waits for the reply protocol of the reader and provides the reply data to the application using a callback function.

Asynchronous tasks are defined for two types of applications: for inventory in host mode or for receiving Buffered-Read-Mode data in Notification Mode.

Asynchronous tasks can be specified for multiple Readers at the same time as long as they were given their own object in the DLL using **FEISC_NewReader**. Readers on an RS485 bus are problematic. In this case you can only “monitor” one Reader at a time, since they are all connected on the same interface.

The features of the tasks are described in the table below:

Task	TaskID	Remarks
One-time Inventory	FEISC_TASKID_FIRST_NEW_TAG	<p>A task can only started if the following option is integrated in the Reader's firmware: the Reader protocol [0xB0][0x01] Inventory must support an optional NOTIFY flag in its Mode byte.</p> <p>After receiving the Reader protocol within the specified time, the task automatically closes itself. If the time is exceeded, the callback function is invoked and the status 0x01 (No transponder in read field) send and the task ended. In case of error the task is always ended immediately and the callback function transmits the error code.</p> <p>Serial, USB and TCP/IP interfaces are supported, whereby the ports must be open before starting the task. Autonomous opening of the connection via TCP/IP by the Reader or a suitable converter for sending the data is not possible.</p> <p>Callback-Function in FEISC_TASK_INIT: cbFct1</p> <p>The response data in <i>ucRspData</i> are structurally adequate according to the protocol response [0xB0] [0x01] ISO Command Inventory, which is documented in the Reader's system manual.</p>
Repeating Inventory	FEISC_TASKID EVERY_NEW_TAG	<p>The same conditions as for one-time inventory apply, with the following difference:</p> <p>Repeating inventory defines a cyclical task which can only be cancelled by FEISC_CancelAsyncTask. A cycle corresponds to a one-time inventory and ends on a wait loop until the next cycle has been triggered by the application using FEISC_TriggerAsyncTask. Application-side triggering ensures that an application has time for receiving and processing the inventory data.</p> <p>Callback-Function in FEISC_TASK_INIT: cbFct1</p> <p>The response data in <i>ucRspData</i> are structurally adequate according to the protocol response [0xB0] [0x01] ISO Command Inventory, which is documented in the Reader's system manual.</p>

Receiving notifications	FEISC_TASKID_NOTIFICATION	<p>A task should only be started if the Notification Mode is integrated and activated in the Reader's firmware. Only TCP/IP communication is supported. Possible connection options are (see system manual for the Reader):</p> <ul style="list-style-type: none"> - Temporary opening of the connection by the Reader for the duration of data transmission - Continuous opening of the connection by the Reader (in development) - Continuous opening of the connection by the host (in development) <p>The task defines an endless task which can only be cancelled using FEISC_CancelAsyncTask or in case of error during the initialization phase is ended immediately after invoking the callback function.</p> <p>The task waits for reception of the Buffered-Read-Mode data and then invokes the callback function. After the callback function returns, data can immediately be received again by the Reader.</p> <p>In case of transmission errors the callback function is invoked with the error code and the receiving procedure then resumed. If the Keep-Alive option is activated (recommended), then the listener socket is closed automatically after a break of the network cable or after loss of power and is recovered again. This ensures the reliability of the network connection.</p> <p>Note: Depending on the Reader setting large quantities of data may be sent by the Reader in very short time intervals. Without use of a handshake procedure (see system manual for the Reader) data may be lost if the host is not appropriate for the quantity of notifications.</p> <p>Callback-Function in FEISC_TASK_INIT: cbFct1 and cbFct2</p> <p>The response data in <i>ucRspData</i> are structurally adequate according to the protocol response [0x21] Read Buffer rsp. [0x22] Read Buffer, which is documented in the Reader's system manual.</p>
SAM communication	FEISC_TASKID_SAM_COMMAND	<p>A single task for communication with a SAM (Security Application Module) inside an OBID® <i>classic-pro</i> Reader with SAM-Socket is executed with the function FEISC_0xC0_SAMCmd.</p> <p>After receiving the Reader protocol within the specified time, the task automatically closes itself. If the time is exceeded, the callback function is invoked with the error code -4082 (FEISC_ERR_TASK_TIMEOUT) and the task ended. In case of error the task is always ended immediately and the callback function transmits the error code.</p> <p>Serial and USB interfaces are supported, whereby the ports must be open before starting the task.</p> <p>Callback-Function in FEISC_TASK_INIT: cbFct1</p> <p>The response data in <i>ucRspData</i> are structurally adequate according to the protocol response [0xC0] SAM Commands, which is documented in the Reader's system manual.</p>

Command Queue	FEISC_TASKID_COMMAND_QUEUE	<p>A single task for launching a [0xBC] Command Queue inside an OBID® <i>classic-pro</i> Reader is executed with the function FEISC_0xBC_CmdQueue.</p> <p>After receiving the Reader protocol within the specified time, the task automatically closes itself. If the time is exceeded, the callback function is invoked with the error code -4082 (FEISC_ERR_TASK_TIMEOUT) and the task ended. In case of error the task is always ended immediately and the callback function transmits the error code.</p> <p>Serial and USB interfaces are supported, whereby the ports must be open before starting the task.</p> <p>Callback-Function in FEISC_TASK_INIT: cbFct1</p> <p>The response data in <i>ucRspData</i> are structurally adequate according to the protocol response [0xBC] Command Queue, which is documented in the Reader's system manual.</p>
MAX Event	FEISC_TASKID_MAX_EVENT	<p>A task should only be started if Access Mode is integrated and activated in the Reader's firmware. Only TCP/IP communication is supported with a temporary connection initiated by the Reader.</p> <p>The task defines an endless task which can only be cancelled using FEISC_CancelAsyncTask or in case of error during the initialization phase is ended immediately after invoking the callback function.</p> <p>The task waits for reception of the event data and then invokes the callback function. After the callback function returns, data can immediately be received again by the Reader.</p> <p>In case of transmission errors the callback function is invoked with the error code and the receiving procedure then resumed. If the Keep-Alive option is activated (recommended), then the listener socket is closed automatically after a break of the network cable or after loss of power and is recovered again. This ensures the reliability of the network connection.</p> <p>Callback-Function in FEISC_TASK_INIT: cbFct3</p> <p>The response data in <i>ucRspData</i> are structurally adequate according to the protocol response [0x1F] [0x05] Read Table for TableID = 0x05 (EventTable), which is documented in the Reader's system manual.</p>
People Counter Event	FEISC_TASKID_PEOPLE_COUNTER	<p>A task should only be started if the Notification Mode is integrated and activated in the Reader's firmware and at least one external Function Unit of type ID ISC.ANTGPC (People Counter) is connected.</p> <p>The internal handling of the task is identical to Notification. Thus, the spec for this task is identical as for FEISC_TASKID_NOTIFICATION.</p> <p>A People Counter Event needs no handshake mechanism.</p> <p>Callback-Function in FEISC_TASK_INIT: cbFct1 and cbFct2</p> <p>The response data in <i>ucRspData</i> are structurally adequate according to the protocol response [0x77] Get Counter, which is documented in the system manual of GatePeopleCounter.</p>

The internal behavior is determined essentially by the structure **FEISC_TASK_INIT**, which is sent using **FEISC_StartAsyncTask**. Among other things it contains the necessary parameters for the callback function:

```
typedef struct _FEISC_TASK_INIT
{
    void*          pAny;          // pointer to anything, which is reflected as the first parameter
                                // in the callback function (e.g. can be used to pass the object pointer)

    unsigned char  ucBusAdr;      // busaddress for serial communication
    unsigned int   uiChannelType; // defines the channel type to be used
    int            iConnectByHost; // if 0: TCP/IP connection is initiated by reader. otherwise by host
    char           cIPAdr[16];    // server ip address
                                // note: only for channel type FEISC_TASK_CHANNEL_TYPE_NEW_TCP
    int            iPortAdr;      // server or host port address
                                // note: only for channel type FEISC_TASK_CHANNEL_TYPE_NEW_TCP
    UINT           uiTimeout;     // timeout for asynchronous task in steps of 100ms or
                                // timeout for notification task in steps of 1s
    UINT           uiFlag;        // specifies the use of the union (e.g. FEISC_TASKCB_1)

    // only for authentication in notification mode
    bool           bCryptoMode;   // security mode on/off
    unsigned int   uiAuthentKeyLength; // authent key length
    unsigned char  ucAuthentKey[32]; // authent key

    // only for notification or max event mode
    bool           bKeepAlive;    // if true, keep alive option will be enabled (recommended)
    unsigned int   uiKeepAliveIdleTime; // wait time in ms for first probe after connection is dropped down
                                // for Linux: time is rounded up to seconds
    unsigned int   uiKeepAliveProbeCount; // only for Linux: number of probes
                                // for Windows Server 2003, and XP it is fixed to 5 by Microsoft
                                // for Windows Vista and later it is fixed to 10 by Microsoft
    unsigned int   uiKeepAliveIntervalTime; // wait time in ms between probes
                                // for Linux: time is rounded up to seconds

    union
    {
        // for notification and inventory task, SAM and Queue Command response, People Counter event
        void (*cbFct1)( void* pAny,          // [in] pointer to anything (from struct _FEISC_TASK_INIT)
                        int iReaderHnd,      // [in] reader handle of FEISC
                        int iTaskID,         // [in] task identifier from FEISC_StartAsyncTask(..)
                        int iError,          // [in] OK (=0), error code (<0) or status byte from reader (>0)
                        unsigned char ucCmd, // [in] reader command
                        unsigned char* ucRspData, // [in] response data
                        int iRspLen);        // [in] length of response data

        // only for notification task and People Counter event
        void (*cbFct2)( void* pAny,          // [in] pointer to anything (from struct _FEISC_TASK_INIT)
                        int iReaderHnd,      // [in] reader handle of FEISC
                        int iTaskID,         // [in] task identifier from FEISC_StartAsyncTask(..)
                        int iError,          // [in] OK (=0), error code (<0) or status byte from reader (>0)
                        unsigned char ucCmd, // [in] reader command
                        unsigned char* ucRspData, // [in] response data
                        int iRspLen,         // [in] length of response data
                        char* cIPAdr,        // [in] ip address of the reader
                        int iPortNr);        // [in] local port number which received the notification
    };
};
```

```

// only for MAX notification task
void (*cbFct3)( void* pAny,                // [in] pointer to anything (from struct _FEISC_TASK_INIT)
               int iReaderHnd,             // [in] reader handle of FEISC
               int iTaskID,                // [in] task identifier from FEISC_StartAsyncTask(..)
               int iError,                 // [in] OK (=0), error code (<0) or status byte from reader (>0)
               unsigned char ucCmd,         // [in] reader command
               unsigned char* ucRspData,    // [in] response data
               int iRspLen,                // [in] length of response data
               char* cIPAdr,               // [in] ip address of the reader
               int iPortNr,                // [in] local port number which received the notification
               unsigned char& ucAction);    // [out] action set by host application

}Method5;

union
{
    int iNotifyWithAck;                    // 0: notification without acknowledge
                                           // 1: notification with acknowledge
}InData4

} FEISC_TASK_INIT;

```

The core element of the structure is the *union* (method), which contains one or more function pointers. Selection of the callback function is handled by the parameter *uiFlag*. The parameter *pAny* can be used for any data and is returned in the first parameter of the callback function. C++ programmers can thus have a pointer for the invoking object sent to the static declared callback function and in this way access class functions. *uiTimeout* defines the timeout for an inventory cycle or the maximal time for receiving a notification protocol. The value depends on the specifications in the system manual for the reader for the protocol [0xB0][0x01] Inventory or in seconds for notification timeout.

The structure variables *cClientIP* and *iPortAdr* are intended only for the Notification task. When using the TCP/IP channel for the inventory task the socket must already be opened before starting the asynchronous task.

Important Note: the structure FEISC_TASK_INIT must always be initialized on application-side with 0 with a call of `memset(myTaskInit, 0, sizeof(FEISC_TASK_INIT));`

⁵ Naming of the union with Method or InData is only for C-programmers. C++ programmers access the union directly through the structure.

5.5. Event flagging to applications⁶

Event handling mechanisms can be installed for some events. As soon as a send protocol for example is output over the interface, you can also notify the application of the event asynchronous to the program sequence. The application must already contain a corresponding function for this (s. [5.7.10. FEISC_AddEventHandler](#)). These event handling mechanism must not mistake with the handling of events, triggered by starting of asynchronous tasks.

An event handling mechanism must be installed using the **FEISC_AddEventHandler** function. You may choose between five various flagging methods: Message to a calling process, message to a window use one of two possible callback function, or flagging with a Windows-API event.

An already installed event handling mechanism must be deleted using the **FEISC_DeEventHandler** function.

The structure **FEISC_EVENT_INIT** contains the parameters required for flagging:

```
typedef struct _FEISC_EVENT_INIT
{
    void* pAny;           // pointer to anything, which is reflected as the first parameter
                        // in the 4th callback function (e.g. can be used to pass the object pointer)
    UINT uiUse;           // Defines the event (e.g. FEISC_PRT_EVENT)
    UINT uiMsg;           // Message Code for dwThreadID and hwndWnd (e.g. WM_USER_xyz)
    UINT uiFlag;          // Specifies use of the union (e.g. FEISC_WND_HWND)
    union
    {
        DWORD    dwThreadID;           // for Thread-ID
        HWND     hwndWnd;              // for Window-Handle
        void      (*cbFct)(int, int);   // for first Callback-Function
        void      (*cbFct2)(BSTR, int, int); // for second Callback-Function
        void      (*cbFct4)(void*, const char*, int); // for 4th callback-Function (3rd callback not public)
        HANDLE    hEvent;              // for Event-Handle
    }Method7;
} FEISC_EVENT_INIT;
```

The core element of the structure is the *union*, which contains either the ID of a process, the handle of a window, a function pointer or the handle of an Windows-API event. The *uiFlag* parameter is used to select the flag form. You use the *uiUse* parameter to store a designator for the event for assigning the handling method. To use the message methods you must store the message code in *uiMsg*.

You may install more than one handling mechanism for a single event. However, each *dwThreadID*, *hwndWnd*, *cbFct*, *cbFct2*, *cbFct4* or *hEvent* can be used only once per event.

⁶ Can be used only with limitations for Linux C/C++ projects

⁷ Naming of the union with method is only for C-programmers. C++ programmers access the union directly through the structure.

5.6. Secured data transmission with encryption

5.6.1. Overview

Some OBID i-scan®- and OBID® *classic-pro* Reader can secure the data transmission over Ethernet (TCP/IP) with an 256 bit AES algorithm. The Authentication Key (Password) is stored in the Reader and cannot read back. The crypto mode is disabled by default.

The encrypted data transmission is realized with functions of the Open-Source organisation openssl (<http://www.openssl.org>), which are part of the library file libeay32.dll (Windows) resp. libcrypto.so (Linux). The binding to the openssl library file will be affected at runtime with the first call of an openssl function. This has the advantage that all applications are freed from the installation of the openssl library file if no encrypted data transmission is used. In the case that encrypted data transmission is used the license issues of openssl have to be considered.

The encrypted data transmission will be enabled by activating the crypto mode in the Reader configuration with a following CPU-Reset. After that, the Reader accepts only enciphered protocols. To get access rights in crypto mode, the first command must be an authentication command (FEISC_0xAE_ReaderAuthent), transporting the enciphered password (password contains only nulls by default), to open a new session. Every successive protocol will then enciphered automatically.

Note: After the first authentication a new password should be saved in the Reader and a new authentication with the new password should be executed. This procedure – to switch into the crypto mode first and to change the password secondly – ensures that the new password will be transmitted enciphered! Otherwise the new password will be transmitted plain.

5.6.2. Feedback of error cases

A Reader with activated crypto mode ignores all plain protocols and returns the status 0x19 (Crypto Processing Error).

A Reader in plain mode ignores all enciphered protocols and returns the status 0x82 (Command not available).

An authentication into the Reader with a false password will be returned with status 0x12 (Authent Error).

A Reader with activated crypto mode signals with status 0x19 (Crypto Processing Error) an error case in the enciphered transmission. The Host must execute an authentication into the Reader again.

The error codes -4093 and -4094 returned by FEISC_0x.. functions signals a Host-side error case in the enciphered transmission. The Host must execute an authentication into the Reader again

The error code -4090 signals an error while loading the openssl library file. Probably the library file is not installed or an incompatible version is installed.

5.6.3. Notes for Programmers

Adding enciphered data transmission into a project needs only few aspects to be considered:

1. Every communication function FEISC_0x... is prepared for plain and enciphered data transmission.
2. It is a requirement to link each OBID *i-scan*®- or OBID® *classsic-pro* Reader with one Reader object exclusively, because every Reader object manages the individual session data.
3. After executing a connection with FETCP_Connect an authentication into the Reader is required.
4. If the Host application receives after a plain or enciphered data transmission the status 0x19 an authentication into the Reader is required.
5. If the error codes -4093 or -4094 occurs in the Host application an authentication into the Reader is required.
6. In the Notification- and Access-Mode the data transmission is enciphered if the crypto mode is enabled in the Reader. Thus, the password must be added to the structure FEISC_TASK_INIT.
7. If the crypto mode is disabled in the Reader configuration by a configuration protocol, the Reader object changes automatically back into the plain mode with the next plain protocol. This has the advantage that the existing Reader object can be maintained. A new connection is also not necessary.

5.7. List of functions

The support package contains a large number of functions for various tasks. They are divided into groups for better orientation. Please note that most of the functions can be used only in conjunction (direct or indirect) with the ID FECOM or FETCP or ID FEUSB support package.

Administration functions for Reader Objects

- **int FEISC_NewReader(int iPortHnd)**
- **int FEISC_DeleteReader(int iReaderHnd)**
- **int FEISC_GetReaderList(int iNext)**
- **int FEISC_GetReaderPara(int iReaderHnd, char* cPara, char* cValue)**
- **int FEISC_SetReaderPara(int iReaderHnd, char* cPara, char* cValue)**
- **void FEISC_GetDLLVersion(char* cVersion)**
- **int FEISC_GetErrorText(int iErrorCode, char* cErrorText)**
- **int FEISC_GetStatusText(UCHAR ucStatus, char* cStatusText)**
- **int FEISC_AddEventHandler(int iReaderHnd, FEISC_EVENT_INIT* pInit)**
- **int FEISC_DelEventHandler(int iReaderHnd, FEISC_EVENT_INIT* pInit)**

Functions for Plug-in objects to connect alternative port types

- **int FEISC_PI_Get(const char* cLibName, void** pPlugIn)**
- **int FEISC_PI_Install(int iReaderHnd, void* pPlugIn)**
- **int FEISC_PI_Remove(int iReaderHnd)**
- **int FEISC_PI_OpenPort(int iReaderHnd, char* cPortDefinition)**
- **int FEISC_PI_ClosePort(int iReaderHnd)**
- **int FEISC_PI_GetPortPara(int iReaderHnd, char* cPara, char* cValue)**
- **int FEISC_PI_SetPortPara(int iReaderHnd, char* cPara, char* cValue)**
- **int FEISC_PI_GetDLLVersion(int iReaderHnd, char* cVersion)**
- **int FEISC_PI_GetErrorText(int iReaderHnd, int iErrorCode, char* cErrorText)**

Protocol functions

- **int FEISC_BuildSendProtocol(int iReaderHnd, UCHAR cBusAdr, UCHAR cCmdByte, UCHAR* cSendData, int iDataLen, UCHAR* cSendProt, int iDataFormat)**
- **int FEISC_BuildRecProtocol(int iReaderHnd, UCHAR cBusAdr, UCHAR cCmdByte, UCHAR cStatus, UCHAR* cRecData, int iDataLen, UCHAR* cRecProt, int iDataFormat)**
- **int FEISC_SplitSendProtocol(int iReaderHnd, UCHAR* cSendProt, int iSendLen, UCHAR* cBusAdr, UCHAR* cCmdByte, UCHAR* cSendData, int* iDataLen, int iDataFormat)**
- **int FEISC_SplitRecProtocol(int iReaderHnd, UCHAR* cRecProt, int iRecLen, UCHAR* cBusAdr, UCHAR* cCmdByte, UCHAR* cRecData, int* iDataLen, int iDataFormat)**

Query functions

- **int FEISC_GetLastSendProt(int iReaderHnd, UCHAR* cSendProt, int iDataFormat)**
- **int FEISC_GetLastRecProt(int iReaderHnd, UCHAR* cRecProt, int iDataFormat)**
- **int FEISC_GetLastState(int iReaderHnd, char* cStatusText)**
- **int FEISC_GetLastRecProtLen(int iReaderHnd)**

- **int FEISC_GetLastError(** int iReaderHnd , int* iErrorCode, char* cErrorText)

General communication functions

- **int FEISC_SendTransparent(** int iReaderHnd, UCHAR* cSendProt, int iSendLen, UCHAR* cRecProt, int iRecLen, int iChecksum, int iDataFormat)
- **int FEISC_Transmit(** int iReaderHnd, UCHAR* cSendProt, int iSendLen, int iChecksum, int iDataFormat)
- **int FEISC_Receive(** int iReaderHnd, UCHAR* cRecProt, int iRecLen, int iChecksum, iDataFormat)

Special communication functions

- **int FEISC_0x18_Destroy(** int iReaderHnd, UCHAR cBusAdr, UCHAR cMode, UCHAR* cEPC, UCHAR* cPW)
- **int FEISC_0x1A_Halt(** int iReaderHnd, UCHAR cBusAdr)
- **int FEISC_0x1B_ResetQuietBit(** int iReaderHnd, UCHAR cBusAdr)
- **int FEISC_0x1C_EASRequest(** int iReaderHnd, UCHAR cBusAdr)
- **int FEISC_0x1E_TableDataExchange(** int iReaderHnd, UCHAR cBusAdr, UCHAR cSubCmd, UCHAR cMode, UCHAR cDevice, UCHAR cBank, UCHAR cTableID, UCHAR* cReqData, int iReqLen, UCHAR* cRspData, int* iRspLen)
- **int FEISC_0x1F_MAXDataExchange(** int iReaderHnd, UCHAR cBusAdr, UCHAR cSubCmd, UCHAR cMode, UCHAR cTableID, UCHAR* cReqData, int iReqLen, UCHAR* cRspData, int* iRspLen, int iDataFormat)
- **int FEISC_0x21_ReadBuffer(** int iReaderHnd, UCHAR cBusAdr, UCHAR cSets, UCHAR* cTrData, UCHAR* cRecSets, UCHAR* cRecDataSets, int iDataFormat)
- **int FEISC_0x22_ReadBuffer(** int iReaderHnd, UCHAR cBusAdr, int iSets, UCHAR* cTrData, UCHAR* cRecSets, int* iRecDataSets, int iDataFormat)
- **int FEISC_0x31_ReadDataBufferInfo(** int iReaderHnd, UCHAR cBusAdr, UCHAR* cTabSize, UCHAR* cTabStart, UCHAR* cTabLen, int iDataFormat)
- **int FEISC_0x32_ClearDataBuffer(** int iReaderHnd, UCHAR cBusAdr)
- **int FEISC_0x33_InitBuffer(** int iReaderHnd, UCHAR cBusAdr)
- **int FEISC_0x34_ForceNotifyTrigger(** int iReaderHnd, UCHAR cBusAdr, UCHAR cMode)
- **int FEISC_0x52_GetBaud(** int iReaderHnd, UCHAR cBusAdr)
- **int FEISC_0x55_StartFlashLoader(** int iReaderHnd)
- **int FEISC_0x55_StartFlashLoaderEx(** int iReaderHnd, UCHAR cBusAdr)
- **int FEISC_0x63_CPUReset(** int iReaderHnd, UCHAR cBusAdr)
- **int FEISC_0x65_SoftVersion(** int iReaderHnd, UCHAR cBusAdr, UCHAR* cVersion, int iDataFormat)
- **int FEISC_0x66_ReaderInfo(** int iReaderHnd, UCHAR cBusAdr, UCHAR cMode, UCHAR* cVersion, int iDataFormat)
- **int FEISC_0x69_RFReset(** int iReaderHnd, UCHAR cBusAdr)
- **int FEISC_0x6A_RFOff(** int iReaderHnd, UCHAR cBusAdr, UCHAR cRF)
- **int FEISC_0x6B_CentralizedRFSync(** int iReaderHnd, UCHAR cBusAdr, UCHAR cMode, UCHAR cTxChannel, int iTxPeriod, UCHAR cRes1, UCHAR cRes2)
- **int FEISC_0x6C_SetNoiseLevel(** int iReaderHnd, UCHAR cBusAdr, UCHAR* cLevel, int iDataFormat)
- **int FEISC_0x6D_GetNoiseLevel(** int iReaderHnd, UCHAR cBusAdr, UCHAR* cLevel, int iDataFormat)
- **int FEISC_0x6E_RdDiag(** int iReaderHnd, UCHAR cBusAdr, UCHAR cMode, UCHAR* cData)
- **int FEISC_0x6F_AntennaTuning(** int iReaderHnd, UCHAR cBusAdr)
- **int FEISC_0x71_SetOutput(** int iReaderHnd, UCHAR cBusAdr, int iOS, int iOSF, int iOSTime, int iOutTime)
- **int FEISC_0x72_SetOutput(** int iReaderHnd, UCHAR cBusAdr, UCHAR cMode, UCHAR cOutN, UCHAR* pRecords)

- **int FEISC_0x74_ReadInput(** int iReaderHnd, UCHAR cBusAdr, UCHAR* cInput)
- **int FEISC_0x75_AdjAntenna(** int iReaderHnd, UCHAR cBusAdr, UCHAR* cLevel, int iDataFormat)
- **int FEISC_0x80_ReadConfBlock(** int iReaderHnd, UCHAR cBusAdr, UCHAR cConfAdr, UCHAR* cConfBlock, int iDataFormat)
- **int FEISC_0x81_WriteConfBlock(** int iReaderHnd, UCHAR cBusAdr, UCHAR cConfAdr, UCHAR* cConfBlock, int iDataFormat)
- **int FEISC_0x82_SaveConfBlock(** int iReaderHnd, UCHAR cBusAdr, UCHAR cConfAdr)
- **int FEISC_0x83_ResetConfBlock(** int iReaderHnd, UCHAR cBusAdr, UCHAR cConfAdr)
- **int FEISC_0x85_SetSysTimer(** int iReaderHnd, UCHAR cBusAdr, UCHAR* cTime, int iDataFormat)
- **int FEISC_0x86_GetSysTimer(** int iReaderHnd, UCHAR cBusAdr, UCHAR* cTime, int iDataFormat)
- **int FEISC_0x87_SetSystemDate(** int iReaderHnd, UCHAR cBusAdr, UCHAR cCentury, UCHAR cYear, UCHAR cMonth, UCHAR cDay, UCHAR cTimezone, UCHAR cHour, UCHAR cMinute, int iMilliSecond)
- **int FEISC_0x88_GetSystemDate(** int iReaderHnd, UCHAR cBusAdr, UCHAR* cCentury, UCHAR* cYear, UCHAR* cMonth, UCHAR* cDay, UCHAR* cTimezone, UCHAR* cHour, UCHAR* cMinute, int* iMilliSecond)
- **int FEISC_0x8A_ReadConfiguration(** int iReaderHnd, UCHAR cBusAdr, UCHAR cDevice, UCHAR cBank, UCHAR cMode, int iReqBlockAdr, UCHAR cReqBlockCount, UCHAR* cRspBlockCount, UCHAR* cRspBlockSize, UCHAR* cReqData)
- **int FEISC_0x8B_WriteConfiguration(** int iReaderHnd, UCHAR cBusAdr, UCHAR cDevice, UCHAR cBank, UCHAR cMode, UCHAR cReqBlockCount, UCHAR cReqBlockSize, UCHAR* cReqData)
- **int FEISC_0x8C_ResetConfiguration(** int iReaderHnd, UCHAR cBusAdr, UCHAR cDevice, UCHAR cBank, UCHAR cMode, int iReqBlockAdr, UCHAR cReqBlockCount)
- **int FEISC_0x9F_Piggyback_Command(** int iReaderHnd, UCHAR cBusAdr, UCHAR cMode, UCHAR cDevice, UCHAR cPort, UCHAR* cReqPrt, int iReqLen, UCHAR* cRspPrt, int* iRspLen)
- **int FEISC_0xA0_RdLogin(** int iReaderHnd, UCHAR cBusAdr, UCHAR* cRd_PW, int iDataFormat)
- **int FEISC_0xA2_WriteMifareKeys(** int iReaderHnd, UCHAR cBusAdr, UCHAR cType, UCHAR cAdr, UCHAR* cKey, int iDataFormat)
- **int FEISC_0xA3_Write_DES_AES_Keys(** int iReaderHnd, UCHAR cBusAdr, UCHAR cMode, UCHAR cReaderKeyIndex, UCHAR cAuthentMode, UCHAR cKeyLen, UCHAR* cKey, int iDataFormat)
- **int FEISC_0xAD_WriteReaderAuthentKey(** int iReaderHnd, UCHAR cBusAdr, UCHAR cMode, UCHAR cKeyType, UCHAR cKeyLen, UCHAR* cKey, int iDataFormat)
- **int FEISC_0xAE_ReaderAuthent(** int iReaderHnd, UCHAR cBusAdr, UCHAR cMode, UCHAR cKeyType, UCHAR cKeyLen, UCHAR* cKey, int iDataFormat)
- **int FEISC_0xB0_ISOCmd(** int iReaderHnd, UCHAR cBusAdr, UCHAR* cReqData, int iReqLen, UCHAR* cRspData, int* iRspLen, int iDataFormat)
- **int FEISC_0xB1_ISOCustAndPropCmd(** int iReaderHnd, UCHAR cBusAdr, UCHAR cMfr, UCHAR* cReqData, int iReqLen, UCHAR* cRspData, int* iRspLen, int iDataFormat)
- **int FEISC_0xB2_ISOCmd(** int iReaderHnd, UCHAR cBusAdr, UCHAR* cReqData, int iReqLen, UCHAR* cRspData, int* iRspLen, int iDataFormat)
- **int FEISC_0xB3_EPCCmd(** int iReaderHnd, UCHAR cBusAdr, UCHAR* cReqData, int iReqLen, UCHAR* cRspData, int* iRspLen, int iDataFormat)
- **int FEISC_0xB4_EPC_UHF_Cmd(** int iReaderHnd, UCHAR cBusAdr, UCHAR cMfr, UCHAR* cReqData, int iReqLen, UCHAR* cRspData, int* iRspLen, int iDataFormat)
- **int FEISC_0xBB_C1G2_TranspCmd(** int iReaderHnd, UCHAR cBusAdr, UCHAR ucMode, UCHAR ucTxPara, UCHAR ucRxPara, unsigned int uiTs, int iRspLength, UCHAR* cReqData, int iReqLen, UCHAR* cRspData, int* iRspLen)

- **int FEISC_0xBC_CmdQueue**(int iReaderHnd, int iMode, int iCmdCount, UCHAR* cCmdQueue, int iCmdQueueLen, FEISC_TASK_INIT* plnit)
- **int FEISC_0xBD_ISOTranspCmd**(int iReaderHnd, UCHAR cBusAdr, int iMode, int iRspLength, UCHAR* cReqData, int iReqLen, UCHAR* cRspData, int* iRspLen, int iDataFormat)
- **int FEISC_0xBE_ISOTranspCmd**(int iReaderHnd, UCHAR cBusAdr, int iMode, int iRspLength, UCHAR* cReqData, int iReqLen, UCHAR* cRspData, int* iRspLen, int iDataFormat)
- **int FEISC_0xBF_ISOTranspCmd**(int iReaderHnd, UCHAR cBusAdr, int iMode, int iRspLength, UCHAR* cReqData, int iReqLen, UCHAR* cRspData, int* iRspLen, int iDataFormat)
- **int FEISC_0xC0_SAMCmd**(int iReaderHnd, int iSlot, UCHAR* cReqData, int iReqLen, FEISC_TASK_INIT* plnit)
- **int FEISC_0xC0_SAMCmd_Sync**(int iReaderHnd, UCHAR cBusAdr, int iSlot, int iTimeout, UCHAR* cReqData, int iReqLen, UCHAR* cRspData, int* iRspLen)
- **int FEISC_0xC1_DESFireCmd**(int iReaderHnd, UCHAR cBusAdr, UCHAR cSubCmd, UCHAR cMode, UCHAR* cAppID, UCHAR cReaderKeyIndex, UCHAR* cReqData, int iReqLen, UCHAR* cRspData, int* iRspLen, int iDataFormat)
- **int FEISC_0xC2_MifarePlusCmd**(int iReaderHnd, UCHAR cBusAdr, UCHAR cSubCmd, UCHAR cMode, UCHAR* cReqData, int iReqLen, UCHAR* cRspData, int* iRspLen, int iDataFormat)
- **int FEISC_0xC3_DESFireCmd**(int iReaderHnd, UCHAR cBusAdr, UCHAR cSubCmd, UCHAR cMode, UCHAR* cReqData, int iReqLen, UCHAR* cRspData, int* iRspLen, int iDataFormat)

Special functions for asynchronous tasks

- **int FEISC_StartAsyncTask**(int iReaderHnd, int iTaskID, FEISC_TASK_INIT* plnit, void* plnput)
- **int FEISC_CancelAsyncTask**(int iReaderHnd)
- **int FEISC_TriggerAsyncTask**(int iReaderHnd)

5.7.1. Which function for which OBID i-scan® and OBID® classic-pro Reader

For all OBID i-scan® und OBID® classic-pro Reader please have a look to the particular system manual which contains a reader command matrix.

In general, all commands with all options are supported by the library FEISC for all Readers.

5.7.2. FEISC_NewReader

Function	Creates a Reader object.
Syntax	int FEISC_NewReader(int iPortHnd)
Description	<p>A Reader object is created. Protocol functions require a Reader object in order to run.</p> <p><i>iPortHnd</i>⁸ is the handle of a port object created from FECOM using the FECOM_OpenPort function or a device object using the FEUSB_OpenDevice function or a TCP/IP socket object using the FETCP_Connect function. This handle allows protocols to be directly passed on to FECOM or FETCP or FEUSB. Transfer of a 0 is also permitted. If the communication with an own port driver is necessary, the constant FEISC_PLUGIN must be transmitted and this port driver must previously be installed with the call of FEISC_InstallPlugIn.</p> <p>Multiple Reader objects can in principle carry out their communication over the same serial COM port, the same TCP/IP socket or the same USB channel. In the case of secured data transmission the exclusive link of one Reader to one Reader objects is required.</p> <p><i>iPortHnd</i> uses the first byte (MSB) of the PortHandle to distinguish between protocol output to FECOM or FEUSB:</p> <p><i>iPortHnd</i> = 0x0XXXXXXX⁹ indicates output to FECOM.DLL/SO</p> <p><i>iPortHnd</i> = 0x1XXXXXXX indicates output to FEUSB.DLL/SO</p> <p><i>iPortHnd</i> = 0x2XXXXXXX indicates output to FETCP.DLL/SO</p> <p>You may change the value of the PortHandle stored in the Reader object after the fact using the FEISC_SetReaderPara function.</p> <p>A Reader object created with FEISC_NewReader must (!) be deleted from memory using the FEISC_DeleteReader function. Otherwise the memory reserved by the library is not freed up again.</p>
Return value	<p>If a Reader object was created without error, a handle (>0) is returned. In case of error, the function returns a value less than zero.</p> <p>A list of error codes can be found in the Appendix.</p>
Example	<pre> ... #include "feisc.h" #include "fecom.h" char cPortNr[4]; itoa(1, cPortNr, 10); // Convert Integer to Char int iPortHnd = FECOM_OpenPort(cPortNr); // COM:1 should be opened if(iPortHnd < 0) { // code here in case of error </pre>

⁸ *iPortHnd* is used in this document throughout to mean *iDevHnd* or *iSocketHnd* as well

⁹ X represents any hex value

	<pre>} else { // Open Reader object int iReaderHnd = FEISC_NewReader(iPortHnd); }</pre>
--	---

5.7.3. FEISC_DeleteReader

Function	Deletes a Reader object
Syntax	int FEISC_DeleteReader(int iReaderHnd)
Description	The function deletes the Reader object indicated by the parameter <i>iReaderHnd</i> and frees up the reserved memory.
Return value	The return value is 0 if the action was successful. In case of error, the function returns a value less than zero. A list of error codes can be found in the Appendix.
Example	<pre>... #include "feisc.h" int iErr; int iReaderHnd = FEISC_NewReader(0); if(iReaderHnd < 0) { // code here in case of error } if(iReaderHnd > 0) { iErr = FEISC_DeleteReader(iReaderHnd); ... }</pre>

5.7.4. FEISC_GetReaderList

Function	Depending on the <i>iNext</i> parameter, gets the first or following Reader handle from the internal list of the generated Reader objects.
Syntax	int FEISC_GetReaderList(int iNext)
Description	The function returns a Reader handle from the internal list of Reader handles. If one transmits a 0 for <i>iNext</i> , the first entry in the list is returned. If you transmit a Reader handle contained in the list with <i>iNext</i> , the function gets and returns the entry following the Reader handle. In this way you can keep incrementing the return value to go through the list and call out all the entries.
Return value	When an entry is found, the Reader handle is provided with the return value. When the end of the internal list is reached, in other words the transferred Reader handle has no following entry, a 0 is returned. If there is no Reader object, FEISC_ERR_EMPTY_LIST is returned. In case of error, the function returns a value less than zero. A list of error codes can be found in the Appendix.
Example	<pre> ... #include "feisc.h" ... // Example function for creating a list of Reader objects void ReaderList(void) { int iNextHnd = FEISC_GetReaderList(0); // get the first handle while(iNextHnd > 0) { // here for example code for collecting the handles and reading out parameters ... iNextHnd = FEISC_GetReaderList(iNextHnd); // get next handle } ... // here for example code for displaying a list } </pre>
Tip	<p>When closing all open created Reader objects it is convenient to use a loop such as in the example above. Bear in mind however that you cannot get the next in line from a deleted Reader object. The following code fragment gives you an idea of how to delete all created Reader objects in a loop:</p> <pre> ... int iNextHnd, iCloseHnd, iError; iNextHnd = FEISC_GetReaderList(0); // get first handle while(iNextHnd > 0) { iCloseHnd = iNextHnd; iNextHnd = FEISC_GetReaderList(iNextHnd); // get next handle iError = FEISC_DeleteReader(iCloseHnd); // only now delete Reader object } </pre>

5.7.5. FEISC_GetDLLVersion

Function	Gets the DLL/SO version number.
Syntax	void FEISC_GetDLLVersion(char* cVersion)
Description	<p>The function returns the version number of the DLL/SO.</p> <p><i>cVersion</i> is an empty, null-terminated string for returning the version number. The string should be able to hold at least 256 characters.</p> <p>The string is filled with the current version number (e.g. "07.02.02"). Newer versions may provide additional information.</p>
Return value	none
Example	<pre>... #include "feisc.h" char cVersion[256]; FEISC_GetDLLVersion(cVersion); // code here for displaying the version number</pre>

5.7.6. FEISC_GetErrorText

Function	Gets error text for error code
Syntax	int FEISC_GetErrorText(int iErrorCode, char* cErrorText)
Description	<p>This function uses <i>cErrorText</i> to send a short error text associated with the <i>iErrorCode</i>.</p> <p>The buffer for <i>cErrorText</i> should be able to hold at least 256 characters.</p>
Return value	If there is no error the function returns zero, and if error a value less than zero. The list of error codes can be found in the Appendix.
Example	<pre>... #include "feisc.h" char cErrorText[256]; ... int iBack = FEISC_GetErrorText(FEISC_ERR_PROTLEN, cErrorText) // code here for displaying the text</pre>

5.7.7. FEISC_GetStatusText

Function	Gets a short text for status byte
Syntax	int FEISC_GetStatusText(UCHAR ucStatus, char* cStatusText)
Description	This function uses <i>cStatusText</i> to send a short text associated with the <i>ucStatus</i> . The buffer for <i>cStatusText</i> should be able to hold at least 128 characters.
Return value	If there is no error the function returns zero, and if error a value less than zero. The list of error codes can be found in the Appendix.
Example	<pre>... #include "feisc.h" char cStatusText[128]; ... int iBack = FEISC_GetStatusText(0x01, cStatusText) // code here for displaying the text</pre>

5.7.8. FEISC_GetReaderPara

Function	Gets a parameter from a Reader object
Syntax	int FEISC_GetReaderPara(int iReaderHnd, char* cPara, char* cValue)
Description	<p>The function gets the current value of a parameter.</p> <p><i>cPara</i> is a null-terminated string with the variable.</p> <p><i>cValue</i> is an empty, null-terminated string for returning the parameter value. The string should be able to hold at least 128 characters.</p> <p><i>iReaderHnd</i> is the handle for the Reader object.</p>
Variables	The variables are: PortHnd ¹⁰ , LogProt, LogFile, LogFilename, RecBusAdr, Language, ChkRecBusAdr, ConvHexToString, SendStr, RecStr, IsProtToAppLocked and FrameSupport
Cross-reference	For more information see: 5.7.9. FEISC_SetReaderPara and 6.2. List of variables
Return value	<p>If no error the function returns a value of 0, and in case of error a value less than zero.</p> <p>A list of error codes can be found in the Appendix.</p>
Example	<pre> ... #include "feisc.h" char cValue[128]; int iPortHnd; ... if(!FEISC_GetReaderPara(handle, "PortHnd", cValue)) { // Convert Char to Integer iPortHnd = atoi(cValue); // here for example code for using the PortHandle ... } } </pre>

¹⁰ Note here the remarks concerning the PortHandle in [5.7.2. FEISC_NewReader](#)

5.7.9. FEISC_SetReaderPara

Function	Sets a Reader object parameter to a new value.
Syntax	int FEISC_SetReaderPara(int iReaderHnd, char* cPara, char* cValue)
Description	<p>The function gives a new parameter to a Reader object. The Reader object stores the new value and immediately turns it into the current parameter.</p> <p><i>cPara</i> is a null-terminated string with the variable.</p> <p><i>cValue</i> is a null-terminated string with the new parameter value.</p> <p><i>iReaderHnd</i> is the handle for the Reader object.</p>
Variables	The variables are: PortHnd ¹¹ , LogProt, LogFile, LogFilename, Language, ChkRecBusAdr, ConvHexToString, LockProtToApp, UnlockProtToApp and FrameSupport
Cross-reference	For more information see: 5.7.8. FEISC_GetReaderPara and 6.2. List of variables
Return value	<p>If the Reader object with the new parameter value was successfully (error-free) installed, a 0 is returned. In case of error, the function returns a value less than zero.</p> <p>A list of error codes can be found in the Appendix.</p>
Example	<pre>// the example shows that a new PortHandle can be assigned to a Reader object after the fact. // after this assignment, communication is through the new port #include "feisc.h" #include "fecom.h" int iErr; char cPortHnd[9]; char cPortNr[4]; itoa(1, cPortNr, 10); // Convert Integer to Char ... int iPortHnd = FECOM_OpenPort(cPortNr); // COM:1 should be opened if(iPortHnd > 0) { itoa(iPortHnd, cPortHnd, 10); // Convert Integer to Char iErr = FEISC_SetReaderPara(iReaderHnd, "PortHnd", cPortHnd); // from here on communication through the new port is possible ... }</pre>

¹¹ Note here the remarks concerning the PortHandle in [5.7.2. FEISC_NewReader](#)

5.7.10. FEISC_AddEventHandler

Function	Installs an event handling mechanism	
Syntax	int FEISC_AddEventHandler(int iReaderHnd, FEISC_EVENT_INIT* pInit)	
Description	<p>The function installs one of four possible event handling methods. This method is used when an event occurs for which the method was installed. This allows asynchronous response to events in an application program.</p> <p>The event handling method is established only for the port identified by <i>iReaderHnd</i>. This means that if necessary you may have to repeat this installation for each Reader object.</p>	
	Event	Description
	FEISC_PRT_EVENT	One event each for the send and receive protocol ¹²
	FEISC_SNDPRT_EVENT	Event for send protocol ¹⁰
	FEISC_RECPRT_EVENT	Event for receive protocol ¹⁰
	FEISC_SCANNER_EVENT	Event for received protocol when reader in scan mode ¹³ (no support in Linux)
	<p><u>1st Method: Message to thread (not for Linux, Mac OS X)</u></p> <p>This method is used for exchanging messages between threads ¹⁴. The thread uses the Windows-API function GetCurrentThreadId() to get the thread identifier and transfers this as the parameter dwThreadId in the FEISC_EVENT_INIT structure.</p> <p>The thread must provide a message handling function for receiving the message that was sent by FEISC with the Windows-API function PostThreadMessage(..). The message code is freely selectable.</p> <p>The FEISC_EVENT_INIT structure is filled as follows:</p> <pre> uiFlag = FEISC_THREAD_ID uiUse = FEISC_xyz_EVENT // see Defines FEISC.H uiMsg = WM_USER + ... // freely selectable, but higher than WM_USER ¹⁵ dwThreadId = GetCurrentThreadId() </pre> <p>The MessageMap function in the application is given in the 1st parameter (WPARAM) the pointer to the string and in the 2nd parameter the status byte of the receive protocol. Note that the string pointer is cast with int, so that it needs to be converted back using the cast operator (LPCTSTR) when allocating to a CString data type or (char*) when allocating to a C-String.</p> <p><u>2nd Method: Message to window (not for Linux, Mac OS X)</u></p> <p>This method is used when the message needs to be sent directly to a window. The corresponding window uses the Windows-API function GetWindow (..) ¹⁶ to get the</p>	

¹² Event is only generated if the parameter LogProt is set to 1 (default: 0)

¹³ See description to parameter ConvHexToString in: [6.2. List of variables](#)

¹⁴ Parallel execution path independent of the application program. The application program itself is a thread.

¹⁵ See Windows documentation for the SDK platform

¹⁶ When using MFC CWnd you can also use the GetSafeHwnd() method

handle and transfer it as the parameter `hwndWnd` in the **FEISC_EVENT_INIT** structure. The window must provide a message handling function for receiving the message that was sent by FEISC with the Windows-API function `PostMessage(..)`. The message code is freely selectable.

The **FEISC_EVENT_INIT** structure is filled as follows:

```
uiFlag = FEISC_WND_HWND
uiUse = FEISC_xyz_EVENT           // see Defines FEISC.H
uiMsg = WM_USER + ...             // freely selectable, but higher than WM_USER 17
hwndWnd = GetWindow(...)
```

The `MessageMap` function gets the same parameters as in the first method.

3rd method: Invoking the first callback function (not for Mac OS X)

The first callback method installs a function pointer for an event. When the event occurs, FEISC calls the function. The contents of the function can be freely determined. The transfer parameters are described above for the 1st method.

The **FEISC_EVENT_INIT** structure is filled as follows:

```
uiUse = FEISC_xyz_EVENT           // see Defines FEISC.H
uiMsg not needed
uiFlag = FEISC_CALLBACK
cbFct = (void*)&YourFunctionName18
```

4th method: Invoking the second callback function (not for Linux, Mac OS X)

The second callback method installs a function pointer for an event. When the event occurs, FEISC calls the function. The contents of the function can be freely determined.

The transfer parameters are as follows:

```
BSTR - pointer to a Unicode string
int   - number of characters in string
int   - statusbyte or errorcode
```

The **FEISC_EVENT_INIT** structure is filled as follows:

```
uiUse = FEISC_xyz_EVENT           // see Defines FEISC.H
uiMsg not needed
uiFlag = FEISC_CALLBACK_2
cbFct2 = (void*)&YourFunctionName19
```

5th method: Invoking the fourth callback function

The fourth callback method (third is not public) installs a function pointer for an event. When the event occurs, FEISC calls the function. The contents of the function can be freely determined. The transfer parameters are as follows:

The **FEISC_EVENT_INIT** structure is filled as follows:

```
uiUse = FEISC_xyz_EVENT           // see Defines FEISC.H
uiMsg not needed
uiFlag = FEISC_CALLBACK_4
pAny = this // pointer to anything, which is reflected as the first parameter
           // in the callback function (e.g. can be used to pass the object pointer)
cbFct4 = (void*)&YourFunctionName20
```

¹⁷ See Windows documentation for the SDK platform

¹⁸ The function has the prototype: `void YourFunctionName(int, int)`

¹⁹ The function has the prototype: `void YourFunctionName(BSTR, int, int)`

²⁰ The function has the prototype: `void YourFunctionName(void*, const char*, int)`

	<p><u>6th method: Setting an event (not for Linux, Mac OS X)</u></p> <p>With the event method an event handle is installed for an event. When an event occurs, FEISC sets the event with the Windows-API function SetEvent(...). On the application side you wait for the event with the Windows-API function WaitForSingleObject(...). Since no parameters can be received, you must query the desired parameter with an appropriate function. The set event must be reset again by the application program with the Windows-API function ResetEvent(...).</p> <p>The FEISC_EVENT_INIT structure is filled as follows:</p> <pre>uiUse = FEISC_xyz_EVENT // see Defines FEISC.H uiMsg not needed uiFlag = FEISC_EVENT hEvent = CreateEvent(..)</pre> <p>An installed event handling method can only be deleted using the function FEISC_DelEventHandler.</p> <p>When removing a Reader object, all event handling methods installed for that object are lost.</p>
Cross-reference	For more information see: 5.5. Event flagging to applications and 6.3. List of constants for the FEISC_EVENT_INIT structure
Return value	If no error the function returns zero, and in case of error a value less than zero. A list of error codes can be found in the Appendix.

5.7.11. FEISC_DelEventHandler

Function	Deletes an event handling mechanism
Syntax	int FEISC_DelEventHandler(int iReaderHnd, FEISC_EVENT_INIT* pInit)
Description	<p>The function deletes an event handling mechanism which was previously installed using FEISC_AddEventHandler. The FEISC_EVENT_INIT structure is where you specify in detail the event handling mechanism to be deleted.</p> <p><u>Deleting the 1st method: Message to Thread (not for Linux, Mac OS X)</u></p> <p>The FEISC_EVENT_INIT structure is filled as follows:</p> <pre>uiFlag = FEISC_THREAD_ID uiUse = FEISC_xyz_EVENT // see Defines in FEISC.H uiMsg is not needed dwThreadID = GetCurrentThreadID()</pre> <p><u>Deleting the 2nd method: Message to Window (not for Linux, Mac OS X)</u></p> <p>The FEISC_EVENT_INIT structure is filled as follows:</p> <pre>uiFlag = FEISC_WND_HWND uiUse = FEISC_xyz_EVENT // see Defines in FEISC.H uiMsg is not needed hwndWnd = GetWindow(...)</pre> <p><u>Deleting the 3rd method: Invoking the first callback function (not for Mac OS X)</u></p> <p>The FEISC_EVENT_INIT structure is filled as follows:</p> <pre>uiFlag = FEISC_CALLBACK uiUse = FEISC_xyz_EVENT // see Defines FEISC.H uiMsg is not needed cbFct2 = (void*)&YourFunctionName</pre> <p><u>Deleting the 4th method: Invoking the second callback function (not for Linux, Mac OS X)</u></p> <p>The FEISC_EVENT_INIT structure is filled as follows:</p> <pre>uiFlag = FEISC_CALLBACK_2 uiUse = FEISC_xyz_EVENT // see Defines FEISC.H uiMsg is not needed cbFct4 = (void*)&YourFunctionName</pre> <p><u>Deleting the 5th method: Setting an event (not for Linux, Mac OS X)</u></p> <p>The FEISC_EVENT_INIT structure is filled as follows:</p> <pre>uiFlag = FEISC_EVENT uiUse = FEISC_xyz_EVENT // see Defines FEISC.H uiMsg is not needed hEvent = hYourEventHandle</pre>
Cross-reference	For more information see: 5.5. Event flagging to applications , 5.7.10. FEISC_AddEventHandler and 6.3. List of constants for the FEISC_EVENT_INIT structure .
Return value	If no error the function returns zero, and in case of error a value less than zero. A list of error codes can be found in the Appendix.

5.7.12. FEISC_StartAsyncTask

Function	An inventory or notification task is started asynchronous to the application	
Syntax	int FEISC_StartAsyncTask(int iReaderHnd, int iTaskID, FEISC_TASK_INIT* pInit, void* pInput)	
Description	<p>This function starts an asynchronous task. An asynchronous task is an internal thread which e.g. sends an inventory command to the reader and waits for the reply for a time up to the timeout. Signaling of the reply data or the cancel condition to the application is done by invoking a callback function.</p> <p>The task behavior is specified in the parameter <i>iTaskID</i>. Three tasks are currently defined:</p>	
	FEISC_TASKID_FIRST_NEW_TAG	starts a one-time inventory task
	FEISC_TASKID_EVERY_NEW_TAG	starts a repeating inventory task
	FEISC_TASKID_NOTIFICATION	starts a task prepared for receiving notifications
	FEISC_TASKID_SAM_COMMAND	starts a one-time task for receiving SAM response
	FEISC_TASKID_COMMAND_QUEUE	starts a one-time task for receiving Queue Command response
	FEISC_TASKID_MAX_EVENT	starts a task prepared for receiving Access notifications
	FEISC_TASKID_PEOPLE_COUNTER	starts a task prepared for receiving Counter notifications
	<p>All the data relevant to the callback function are contained in the structure FEISC_TASK_INIT. This structure is described in greater detail in section 5.4. Asynchronous tasks for relieving the load on applications.</p> <p>Important Note: the structure FEISC_TASK_INIT must always be initialized on application-side with 0 with a call of <code>memset(myTaskInit, 0, sizeof(FEISC_TASK_INIT));</code></p> <p>The last parameter <i>pInput</i> is not currently considered. You should always send NULL (vbNull).</p> <p><i>iReaderHnd</i> is the handle for the reader object.</p>	
Cross-references	<p>Additional information about asynchronous tasks can be found in the section 5.4. Asynchronous tasks for relieving the load on applications.</p> <p>5.7.13. FEISC_CancelAsyncTask</p> <p>5.7.14. FEISC_TriggerAsyncTask</p>	
Note	Asynchronous inventory tasks use protocol [0xB0][0x01] Inventory with the NOTIFY option in the mode byte. Readers not supporting this option can not be used for asynchronous tasks.	

	More detailed information about the protocol [0xB0][0x01] Inventory can be found in the manual for the OBID <i>i-scan</i> ® or OBID® <i>classic-pro</i> Reader family.
Return value	In case of no error a 0 is returned. A value less than 0 indicates an error. The list of error codes can be found in the Appendix.

5.7.13. FEISC_CancelAsyncTask

Function	Cancels an inventory or notification task.
Syntax	int FEISC_CancelAsyncTask(int iReaderHnd)
Description	<p>This function cancels an asynchronous task.</p> <p>You should not normally use one-time inventory (started with TaskID = FEISC_TASKID_FIRST_NEW_TAG) to quit this function. You should end repeating inventory (started with TaskID = FEISC_TASKID_EVERY_NEW_TAG) using this function if the callback function was ended and the internal thread is waiting for the next trigger. This ensures that the task in the Reader is ended and it can again process reader tasks.</p> <p>Notification tasks must always be canceled with this function.</p> <p>The cancellation of the task is locked if the task execution is just inside the callback function. This prevents deadlocks. In this case this function returns directly with the return value FEISC_ERR_TASK_BUSY (-4084) and the application must invoke FEISC_CancelAsyncTask until the return value is not -4084. On application-side the return from the callback function must be guaranteed.</p> <p><i>iReaderHnd</i> is the handle for the reader object.</p>
Cross-references	<p>Additional information about asynchronous tasks can be found in the section 5.4. Asynchronous tasks for relieving the load on applications.</p> <p>5.7.12. FEISC_StartAsyncTask</p> <p>5.7.14. FEISC_TriggerAsyncTask</p>
Return value	<p>In case of no error a 0 is returned. A value less than 0 indicates an error.</p> <p>The list of error codes can be found in the Appendix.</p>

5.7.14. FEISC_TriggerAsyncTask

Function	Triggers the next cycle in the inventory task.
Syntax	int FEISC_TriggerAsyncTask(int iReaderHnd)
Description	<p>This function is used to trigger the next inventory cycle in the asynchronous task. The asynchronous task must have been previously started with the TaskID = FEISC_TASKID_EVERY_NEW_TAG.</p> <p>This function is always invoked after the callback function has been exited. Without this invoke a task with repeating function hangs up in a wait loop.</p> <p><i>iReaderHnd</i> is the handle for the reader object.</p>
Cross-references	<p>Additional information about asynchronous tasks can be found in the section 5.4. Asynchronous tasks for relieving the load on applications.</p> <p>5.7.12. FEISC_StartAsyncTask</p> <p>5.7.13. FEISC_CancelAsyncTask</p>
Return value	<p>In case of no error a 0 is returned. A value less than 0 indicates an error.</p> <p>The list of error codes can be found in the Appendix.</p>

5.7.15. FEISC_BuildSendProtocol

Function	The transmitted parameters and data are used to build a send protocol with a protocol frame.
Syntax	int FEISC_BuildSendProtocol(int iReaderHnd, UCHAR cBusAdr, UCHAR cCmdByte, UCHAR* cSendData, int iDataLen, UCHAR* cSendProt, int iDataFormat)
Description	<p>This function uses the transmitted parameters bus address (<i>cBusAdr</i>), command byte (<i>cCmdByte</i>), send data (<i>cSendData</i>) and the information about the length of the send data (<i>iDataLen</i>) to build a complete send protocol with protocol frame. The protocol string is stored in <i>cSendProt</i> as a hex array (<i>iDataFormat=0</i>) or string (<i>iDataFormat=1</i>). The buffer for <i>cSendProt</i> must be longer by a factor of one than the expected protocol length, since a NUL character is appended.</p> <p>For more information about the protocol frame, see the system manual for the ISC Reader family.</p> <p><i>iReaderHnd</i> is the handle for the Reader object.</p> <p>The constructed protocol is not passed along to a port driver (like FECOM).</p>
Cross-reference	For more information on <i>iDataFormat</i> see Section 5.3. Parameter transfer
Note	This function does not yet support the USB protocols.
Return value	<p>In case of no errors the length of <i>cSendProt</i> is indicated in the return value. In case of errors a negative value is returned.</p> <p>A list of error codes can be found in the Appendix.</p>
Example	<pre> ... int BuildTestProtocol(int iReaderHnd) { int iErr, iDataLen; UCHAR cSendData[32], cSendProt[256]; UCHAR cBusAdr = 0xFF; UCHAR cCmdByte= 0x6A; ... cSendData[0] = 0x01; cSendData[1] = '\0'; iDataLen = 1; // Build send protocol iErr = FEISC_BuildProtocol(iReaderHnd, cBusAdr, cCmdByte, cSendData, iDataLen, cSendProt, 0); ... } </pre>

5.7.16. FEISC_BuildRecProtocol

Function	The transmitted parameters and data are used to build a receive protocol with a protocol frame.
Syntax	int FEISC_BuildRecProtocol(int iReaderHnd, UCHAR cBusAdr, UCHAR cCmdByte, UCHAR cStatus, UCHAR* cRecData, int iDataLen, UCHAR* cRecProt, int iDataFormat)
Description	<p>This function uses the transmitted parameters bus address (<i>cBusAdr</i>), command byte (<i>cCmdByte</i>), status byte (<i>cStatus</i>), receive data (<i>cRecData</i>) and the information about the length of the receive data (<i>iDataLen</i>) to build a complete receive protocol with protocol frame. The protocol string is stored in <i>cRecProt</i> as a hex array (<i>iDataFormat=0</i>) or string (<i>iDataFormat=1</i>). The buffer for <i>cRecProt</i> must be longer by a factor of one than the expected protocol length, since a NUL character is appended.</p> <p>For more information about the protocol frame, see the system manual for the OBID <i>i-scan</i>® or OBID® <i>classic-pro</i> Reader family.</p> <p><i>iReaderHnd</i> is the handle for the Reader object.</p> <p>The constructed protocol is not passed along to a port driver (like FECOM).</p>
Cross-reference	For more information on <i>iDataFormat</i> see Section 5.3. Parameter transfer
Note	This function does not yet support the USB protocols.
Return value	<p>In case of no errors the length of <i>cRecProt</i> is indicated in the return value. In case of errors a negative value is returned.</p> <p>A list of error codes can be found in the Appendix.</p>
Example	Analog zu FEISC_BuildSendProt

5.7.17. FEISC_SplitSendProtocol

Function	Splits the transmitted protocol string.
Syntax	int FEISC_SplitSendProtocol(int iReaderHnd, UCHAR* cSendProt, int iSendLen, UCHAR* cBusAdr, UCHAR* cCmdByte, UCHAR* cSendData, int* iDataLen, int iDataFormat)
Description	<p>This function splits the data contained in <i>cSendProt</i> into bus address (<i>cBusAdr</i>), command byte (<i>cCmdByte</i>), send data (<i>cSendData</i>) and the information about the length of the send data (<i>iDataLen</i>). The protocol string in <i>cSendProt</i> must be transmitted as a hex array (<i>iDataFormat=0</i>) or string (<i>iDataFormat=1</i>) with a length indication in <i>iSendLen</i>.</p> <p><i>cSendData</i> is interpreted as a hex array (<i>iDataFormat=0</i>) or string (<i>iDataFormat=1</i>).</p> <p>For more information about the protocol frame, see the system manual for the OBID <i>i-scan</i>® or OBID® <i>classic-pro</i> Reader family.</p> <p><i>iReaderHnd</i> is the handle for the Reader object.</p> <p>This function depends not of a port driver (like FECOM).</p>
Cross-reference	For more information on <i>iDataFormat</i> see Section 5.3. Parameter transfer
Note	This function does not yet support the USB protocols.
Return value	If no error the function returns zero, and in case of error a value less than zero. A list of error codes can be found in the Appendix.
Example	Analog to FEISC_SplitRecProt

5.7.18. FEISC_SplitRecProtocol

Function	Splits the transmitted protocol string.
Syntax	int FEISC_SplitRecProtocol(int iReaderHnd, UCHAR* cRecProt, int iRecLen, UCHAR* cBusAdr, UCHAR* cCmdByte, UCHAR* cRecData, int* iDataLen, int iDataFormat)
Description	<p>This function splits the data contained in <i>cRecProt</i> into bus address (<i>cBusAdr</i>), command byte (<i>cCmdByte</i>), receive data (<i>cRecData</i>) and the information about the length of the receive data (<i>iDataLen</i>). The protocol string in <i>cRecProt</i> must be transmitted as a hex array (<i>iDataFormat=0</i>) or string (<i>iDataFormat=1</i>) with a length indication in <i>iRecLen</i>.</p> <p><i>cRecData</i> is interpreted as a hex array (<i>iDataFormat=0</i>) or string (<i>iDataFormat=1</i>).</p> <p>For more information about the protocol frame, see the system manual for the ISC Reader family.</p> <p><i>iReaderHnd</i> is the handle for the Reader object.</p> <p>This function depends not of a port driver (like FECOM).</p>
Cross-reference	For more information on <i>iDataFormat</i> see Section 5.3. Parameter transfer
Note	This function does not yet support the USB protocols.
Return value	<p>In case of no errors the status byte of the receive protocol is returned. A value greater than 0x00 indicates an exception condition for the reader.</p> <p>A list of error codes can be found in the Appendix.</p>
Example	<pre>// the following code fragment presupposes initialized port and Reader objects. #include "feisc.h" #include "fecom.h" ... int iStatus, iRecLen; UCHAR cBusAdr, cCmdByte; UCHAR cSendProt[256], cRecProt[256], cRecData[256]; int iDataLen = 0; // Build send protocol FEISC_BuildProtocol(iReaderHnd, cBusAdr, cCmdByte, cSendData, cDataLen, cSendProt, 0); // Send and receive protocol iRecLen = FECOM_Transceive(iPortHnd, cSendProt, cSendProt[0], cRecProt, 256); if(iRecLen > 0) { // Split receive protocol iStatus = FEISC_SplitProtocol(iReaderHnd, cRecProt, iRecLen, &cBusAdr, &cCmdByte, cRecData, &iDataLen, 0); if(iStatus == 0) // Statusbyte == 0x00 { // Process receive data ... } }</pre>

5.7.19. FEISC_SendTransparent

Function	Outputs a protocol string directly over the interface; the receive protocol is returned.
Syntax	int FEISC_SendTransparent(int iReaderHnd, UCHAR* cSendProt, int iSendLen, UCHAR* cRecProt, int iMaxRecLen, int iChecksum, int iDataFormat)
Description	<p>This function can be used to send protocol strings created using editors to a Reader. This presupposes thorough knowledge of protocol frames.</p> <p>The protocol with protocol frame contained in <i>cSendProt</i> is optionally expanded with the checksum (<i>iChecksum</i> = 1) and the receive protocol is stored in <i>cRecProt</i>. Both buffers should be interpreted as hex array (<i>iDataFormat</i>=0) or string (<i>iDataFormat</i>=1).</p> <p>The length of the protocol (number of characters in <i>cSendProt</i>) must be indicated in the <i>iSendLen</i> parameter.</p> <p>The receive protocol buffer should as a precaution be able to hold 256 characters (<i>iDataFormat</i>=0) or 512 characters (<i>iDataFormat</i>=1). This buffer size must be indicated in <i>iMaxRecLen</i>.</p> <p>The buffer must be increased for Advanced Protocol Frames.</p> <p><i>iReaderHnd</i> is the handle for the Reader object.</p>
Cross-reference	For more information on <i>iDataFormat</i> see Section 5.3. Parameter transfer
Note	This function supports all FEIG port drivers.
Return value	<p>In case of no errors the number of characters contained in <i>cRecProt</i> is sent.</p> <p>A list of error codes can be found in the Appendix.</p>
Example	<pre> int outLen, inLen; UCHAR cSendProt[256]; UCHAR cRecProt[256]; ... // Define send protocol cSendProt[0] = 0x06; // Length byte cSendProt[1] = 0xFF; // Address byte cSendProt[2] = 0x80; // Control byte cSendProt[3] = 0x00; // Configuration address in Reader outLen = 4; ... // Send protocol, first calculating and appending checksum inLen = FEISC_SendTransparent(iReaderHnd, cSendProt, outLen, cRecProt, 256, 1, 0); if(inLen > 0) { // starting here code for processing the receive data ... } </pre>

5.7.20. FEISC_Transmit

Function	Outputs a protocol string directly over the interface.
Syntax	int FEISC_Transmit(int iReaderHnd, UCHAR* cSendProt, int iSendLen, int iChecksum, int iDataFormat)
Description	<p>This function can be used to send protocol string created using editors to a Reader. This presupposes thorough knowledge of protocol frames.</p> <p>There is no waiting for a reply protocol after sending the <i>cSendProt</i> protocol.</p> <p>The protocol with protocol frame contained in <i>cSendProt</i> is optionally expanded with the checksum (<i>iChecksum = 1</i>) and the receive protocol is stored in <i>cRecProt</i>. Both buffers should be interpreted as hex array (<i>iDataFormat=0</i>) or string (<i>iDataFormat=1</i>).</p> <p>The length of the protocol (number of characters in <i>cSendProt</i>) must be indicated in the <i>iSendLen</i> parameter. If <i>iDataFormat=1</i>, then <i>iSendLen</i> is twice as large as in the case of <i>iDataFormat=0</i>.</p> <p><i>iReaderHnd</i> is the handle for the Reader object.</p>
Cross-reference	For more information on <i>iDataFormat</i> see Section 5.3. Parameter transfer
Note	This function supports all FEIG port drivers.
Return value	<p>In case of error a 0 is transferred.</p> <p>A list of error codes can be found in the Appendix.</p>
Example	<pre>int outLen; UCHAR cSendProt[256]; ... // Define send protocol cSendProt[0] = 0x06; // Length byte cSendProt[1] = 0xFF; // Address byte cSendProt[2] = 0x80; // Command byte for Read Configuration cSendProt[3] = 0x00; // Configuration address in Reader outLen = 4; // Send protocol, first calculating and appending checksum FEISC_Transmit(iReaderHnd, cSendProt, outLen, 1, 0); ...</pre>

5.7.21. FEISC_Receive

Function	Receives a protocol string directly from the interface.
Syntax	int FEISC_Receive(int iReaderHnd, UCHAR* cRecProt, int iRecLen, int iDataFormat)
Description	<p>This function reads a protocol directly out of the receive buffer and stores it in <i>cRecProt</i>. If an ISC Reader has already send several protocols, the function reads in all the protocols. In this case <i>cRecProt</i> contains all protocols.</p> <p>A maximum of 256 ASCII characters can be taken from the receive buffer.</p> <p>The receive protocol buffer should as a precaution be able to hold 256 characters (<i>iDataFormat=0</i>) or 512 characters (<i>iDataFormat=1</i>). This buffer size must be indicated in <i>iRecLen</i>.</p> <p>The buffer must be increased for Advanced Protocol Frames.</p> <p><i>iReaderHnd</i> is the handle for the Reader object.</p>
Cross-reference	For more information on <i>iDataFormat</i> see Section 5.3. Parameter transfer
Note	This function supports all FEIG port drivers.
Return value	<p>In case of no errors the number of characters contained in <i>cRecProt</i> is transmitted. If <i>iDataFormat=1</i>, then <i>iSendLen</i> is twice as large as in the case of <i>iDataFormat=0</i>.</p> <p>A list of error codes can be found in the Appendix.</p>
Example	<pre>int inLen; UCHAR cRecProt[256]; ... // Receive protocol inLen = FEISC_Receive(iReaderHnd, cRecProt, 256, 0); ...</pre>

5.7.22. FEISC_GetLastSendProt

Function	Returns the last send protocol string.
Syntax	int FEISC_GetLastSendProt(int iReaderHnd, UCHAR* cSendProt, int iDataFormat)
Description	<p>This function can be used to get the last sent send protocol from a Reader object. All functions which begin with FEISC_0x... as well as the function FEISC_SendTransparent store this protocol in the Reader object.</p> <p>The send protocol buffer <i>cSendProt</i> should as a precaution be able to hold 256 characters (<i>iDataFormat</i>=0) or 512 characters (<i>iDataFormat</i>=1). <i>cSendProt</i> should be interpreted as a hex array (<i>iDataFormat</i>=0) or string (<i>iDataFormat</i>=1).</p> <p>The buffer must be increased for Advanced Protocol Frames.</p> <p><i>iReaderHnd</i> is the handle for the Reader object.</p>
Cross-reference	For more information on <i>iDataFormat</i> see Section 5.3. Parameter transfer
Return value	<p>In case of no errors the return value contains the number of characters contained in <i>cSendProt</i>.</p> <p>A list of error codes can be found in the Appendix.</p>

5.7.23. FEISC_GetLastRecProt

Function	Returns the last received protocol string.
Syntax	int FEISC_GetLastRecProt(int iReaderHnd, UCHAR* cRecProt, int iDataFormat)
Description	<p>This function can be used to get the last receive protocol from a Reader object. All functions which begin with FEISC_0x... as well as the function FEISC_SendTransparent store this protocol in the Reader object.</p> <p>The receive protocol buffer <i>cRecProt</i> should as a precaution be able to hold 256 characters (<i>iDataFormat</i>=0) or 512 characters (<i>iDataFormat</i>=1). <i>cRecProt</i> should be interpreted as a hex array (<i>iDataFormat</i>=0) or string (<i>iDataFormat</i>=1).</p> <p>The buffer must be increased for Advanced Protocol Frames.</p> <p><i>iReaderHnd</i> is the handle for the Reader object.</p>
Cross-reference	For more information on <i>iDataFormat</i> see Section 5.3. Parameter transfer
Return value	<p>In case of no errors the return value contains the number of characters contained in <i>cRecProt</i>.</p> <p>A list of error codes can be found in the Appendix.</p>

5.7.24. FEISC_GetLastState

Function	Returns the status byte contained in the last receive protocol.
Syntax	int FEISC_GetLastStatus(int iReaderHnd, char* cStatusText)
Description	<p>This function can be used to get the status byte from a Reader object and a short text for the status byte of the last receive protocol. All functions which begin with FEISC_0x... as well as the function FEISC_SendTransparent store this protocol in the Reader object.</p> <p>The buffer for the short text <i>cStateText</i> should be able to hold at least 256 characters.</p> <p><i>iReaderHnd</i> is the handle for the Reader object.</p>
Return value	<p>In case of no errors the return value contains the status byte.</p> <p>A list of error codes can be found in the Appendix.</p>

5.7.25. FEISC_GetLastRecProtLen

Function	Gets the length of the last receive protocol.
Syntax	int FEISC_GetLastRecProtLen(int iReaderHnd)
Description	<p>Sometimes it is helpful to be able to get the length of the data contained in it from the protocol length. This protocol length is what this function gets.</p> <p>Example: The function FEISC_0x21_ReadBuffer provides some data records for a data structure. You could get the total length of the data by analyzing the data sets, but it is much simpler to use the protocol length and deduct 6 bytes for the protocol frame and another 2 bytes for the parameters <i>cTrData</i> and <i>cRecDataSets</i>.</p> <p><i>iReaderHnd</i> is the handle for the Reader object.</p>
Return value	<p>In case of no errors the return value contains the protocol length.</p> <p>A list of error codes can be found in the Appendix.</p>

5.7.26. FEISC_GetLastError

Function	Gets the last error code and transmits error text.
Syntax	int FEISC_GetLastError(int iReaderHnd , int* iErrorCode, char* cErrorText)
Description	<p>The function uses <i>iErrorCode</i> to send the last error code of the Reader object selected with <i>iReaderHnd</i> and transmits the associated error text in <i>cErrorText</i>.</p> <p>The buffer for <i>cErrorText</i> should be able to hold at least 256 characters.</p>
Return value	If no error the function returns zero, and in case of error a value less than zero. A list of error codes can be found in the Appendix.
Example	<pre>... #include "feisc.h" char cErrorText[256]; int iErrorCode = 0; ... int iBack = FEISC_GetLastError(iReaderHnd, &iErrorCode, cErrorText) // code here for displaying the text</pre>

5.7.27. FEISC_0x18_Destroy

Function	Function destroys an Transponder.
Syntax	int FEISC_0x18_Destroy(int iReaderHnd, UCHAR cBusAdr, UCHAR cMode, UCHAR* cEPC, UCHAR* cPW)
Note	<p>This function will render an Transponder permanently unable to give any replies.</p> <p><i>cMode</i> is the mode byte.</p> <p><i>cEPC</i> is a pointer to the buffer with the EPC or UID. The length of the EPC or UID is calculated internally based on the mode byte and the EPC header.</p> <p><i>cPW</i> is a pointer to the buffer with the 3 byte password.</p> <p><i>iReaderHnd</i> ist der Handle zum Leser-Objekt.</p> <p><i>cBusAdr</i> ist die im multijob-Leser eingestellte Busadresse.</p>
Return value	<p>If there was no error, the return value contains the status byte of the reply protocol.</p> <p>A list of error codes can be found in the Appendix.</p>

5.7.28. FEISC_0x1A_Halt

Function	Function for turning off transponders.
Syntax	int FEISC_0x1A_Halt(int iReaderHnd, UCHAR cBusAdr)
Description	This function turns off a previously selected transponder. The FEISC_0x69_RFReset function can be used to reactivate all the transponders which are turned off. <i>iReaderHnd</i> is the handle for the Reader object. <i>cBusAdr</i> is the bus address set in the Reader.
Return value	If there was no error, the return value contains the status byte of the reply protocol. A list of error codes can be found in the Appendix.

5.7.29. FEISC_0x1B_ResetQuietBit

Function	Function for resetting the Quiet bit.
Syntax	int FEISC_0x1B_ResetQuietBit(int iReaderHnd, UCHAR cBusAdr)
Description	The function resets the Quiet bit in the transponder Type I-Code. <i>iReaderHnd</i> is the handle for the Reader object. <i>cBusAdr</i> is the bus address set in the Reader.
Return value	If there was no error, the return value contains the status byte of the reply protocol. A list of error codes can be found in the Appendix.

5.7.30. FEISC_0x1C_EASRequest

Function	Function for sending the EAS Request
Syntax	int FEISC_0x1C_EASRequest(int iReaderHnd, UCHAR cBusAdr)
Description	The function sends an EAS Request to the transponder Type I-Code. <i>iReaderHnd</i> is the handle for the Reader object. <i>cBusAdr</i> is the bus address set in the Reader.
Return value	If there was no error, the return value contains the status byte of the reply protocol. A list of error codes can be found in the Appendix.

5.7.31. FEISC_0x1E_TableDataExchange

Function	Function for data transfer with a Reader
Syntax	int FEISC_0x1F_TableDataExchange(int iReaderHnd, UCHAR cBusAdr, UCHAR cSubCmd, UCHAR cMode, UCHAR cDevice, UCHAR cBank, UCHAR cTableID, UCHAR* cReqData, int iReqDataLen, UCHAR* cRspData, int* iRspDataLen)
Description	<p>This function realizes the read and write of all data records of different tables, identified by <i>cTableID</i>, from/into a Reader.</p> <p><i>cSubCmd</i> contains the command byte to define the action.</p> <p><i>cMode</i> contains optional flags.</p> <p><i>cDevice</i> specifies the internal processor.</p> <p><i>cBank</i> specifies the memory bank.</p> <p>The data necessary for the data transfer are to be stored in <i>cReqData</i>. The number of characters contained in <i>cReqData</i> must be indicated in <i>iReqDataLen</i>.</p> <p>The data read from the Reader are contained in <i>cRspData</i>. <i>iRspDataLen</i> indicates the number of characters in <i>cRspData</i>. Note the following: The buffer for the receive data <i>cRspData</i> must be dimensioned such that all the receive data can be stored.</p> <p>All parameters are declared in detail in the system manual of the designated reader.</p> <p><i>iReaderHnd</i> is the handle for the Reader object.</p> <p><i>cBusAdr</i> is the bus address set in the multijob-Reader.</p>
Cross-reference	For more information on <i>iDataFormat</i> see Section 5.3. Parameter transfer
Return value	<p>If there was no error, the return value contains the status byte of the reply protocol.</p> <p>A list of error codes can be found in the Appendix.</p>

5.7.32. FEISC_0x1F_MAXDataExchange

Function	Function for data transfer with a myAxxess Reader
Syntax	int FEISC_0x1F_MAXDataExchange(int iReaderHnd, UCHAR cBusAdr, UCHAR cSubCmd, UCHAR cMode, UCHAR cTableID, UCHAR* cReqData, int iReqDataLen, UCHAR* cRspData, int* iRspDataLen, int iDataFormat)
Description	<p>This function realizes the read and write of all data records of different tables, identified by <i>cTableID</i>, from/into a myAxxess Reader.</p> <p><i>cSubCmd</i> contains the command byte to define the action.</p> <p><i>cMode</i> contains optional flags.</p> <p>The data necessary for the data transfer are to be stored in <i>cReqData</i>. The number of characters contained in <i>cReqData</i> must be indicated in <i>iReqDataLen</i>.</p> <p>The data read from the Reader are contained in <i>cRspData</i>. <i>iRspDataLen</i> indicates the number of characters in <i>cRspData</i>.</p> <p>The parameter <i>iDataFormat</i> specifies whether <i>cReqData</i> and <i>cRspData</i> are to be interpreted as a hex array or as a string.</p> <p>Note the following: The buffer for the receive data <i>cRspData</i> must be dimensioned such that all the receive data can be stored. This means in the case of <i>iDataFormat</i>=1 that the size of the buffer <i>cRspData</i> is twice as large as in the case of <i>iDataFormat</i>=0. The length of the send data (number of characters in <i>cReqData</i>) must be indicated in <i>iReqDataLen</i>. If <i>iDataFormat</i>=1, then <i>iReqDataLen</i> is twice as large as in the case of <i>iDataFormat</i>=0. The length indication for the receive buffer (<i>iRspDataLen</i>) is to be handled analogously.</p> <p>All parameters are declared in detail in the system manual of the designated reader.</p> <p><i>iReaderHnd</i> is the handle for the Reader object.</p> <p><i>cBusAdr</i> is the bus address set in the multijob-Reader.</p>
Note	This function is a low-level function and should not be used directly for application development. FEIG has built a more comfortable C++ Library, called FEDM, with a high-level API for myAxxess Reader.
Cross-reference	For more information on <i>iDataFormat</i> see Section 5.3. Parameter transfer
Return value	If there was no error, the return value contains the status byte of the reply protocol. A list of error codes can be found in the Appendix.

5.7.33. FEISC_0x21_ReadBuffer

Function	Function for data transfer with a transponder
Syntax	int FEISC_0x21_ReadBuffer(int iReaderHnd, UCHAR cBusAdr, UCHAR cSets, UCHAR* cTrData, UCHAR* cRecSets, UCHAR* cRecDataSets, int iDataFormat)
Description	<p>The function reads the number of data sets <i>cSets</i> from the internal data table and stores the data in <i>cRecDataSets</i>.</p> <p><i>cTrData</i> defines the structure of a data set in <i>cRecDataSets</i>.</p> <p>The number of returned data sets in <i>cRecDataSets</i> is indicated in <i>cRecSets</i>.</p> <p>The parameter <i>iDataFormat</i> determines whether the receive data in <i>cRecDataSets</i> are to be interpreted as a hex array or as a string. <i>cRecSets</i> and <i>cTrData</i> always consist of 1 hex character.</p> <p>The <i>cRecDataSets</i> buffer should be dimensioned as follows:</p> <ul style="list-style-type: none">• <i>iDataFormat</i>=0: 256 characters (incl. 1 NUL character)• <i>iDataFormat</i>=1: 512 characters (incl. 1 NUL character) <p>The data contained in <i>cRecDataSets</i> are inserted in the order described in the system manual for the OBID <i>i-scan</i>® family.</p> <p><i>iReaderHnd</i> is the handle for the Reader object.</p> <p><i>cBusAdr</i> is the bus address set in the multijob-Reader.</p>
Note	The function does not check the data in <i>cRecDataSets</i> based on the data structure indicated in <i>cTrData</i> .
Cross-reference	For more information on <i>iDataFormat</i> see Section 5.3. Parameter transfer FEISC_0x33_InitBuffer, FEISC_0x31_ReadDataBufferInfo, FEISC_0x32_ClearDataBuffer
Return value	If there was no error, the return value contains the status byte of the reply protocol. A list of error codes can be found in the Appendix.

5.7.34. FEISC_0x22_ReadBuffer

Function	Function for data transfer with a transponder
Syntax	int FEISC_0x22_ReadBuffer(int iReaderHnd, UCHAR cBusAdr, int iSets, UCHAR* cTrData, int* iRecSets, UCHAR* cRecDataSets, int iDataFormat)
Description	<p>The function reads the number of data sets <i>iSets</i> from the internal data table and stores the data in <i>cRecDataSets</i>.</p> <p><i>cTrData</i> defines the structure of a data set in <i>cRecDataSets</i>.</p> <p>The number of returned data sets in <i>cRecDataSets</i> is indicated in <i>iRecSets</i>.</p> <p>The parameter <i>iDataFormat</i> determines whether the receive data in <i>cRecDataSets</i> are to be interpreted as a hex array or as a string. <i>cRecSets</i> and <i>cTrData</i> always consist of 1 hex character.</p> <p>The <i>cRecDataSets</i> buffer should be dimensioned for containing all Transponder data. If <i>iDataFormat</i>=1, then the buffer <i>cRecDataSets</i> must be redoubled.</p> <p>The data contained in <i>cRecDataSets</i> are inserted in the order described in the system manual for the OBID <i>i-scan</i>® family.</p> <p><i>iReaderHnd</i> is the handle for the Reader object.</p> <p><i>cBusAdr</i> is the bus address set in the multijob-Reader.</p>
Note	The function does not check the data in <i>cRecDataSets</i> based on the data structure indicated in <i>cTrData</i> .
Cross-reference	For more information on <i>iDataFormat</i> see Section 5.3. Parameter transfer FEISC_0x33_InitBuffer, FEISC_0x31_ReadDataBufferInfo, FEISC_0x32_ClearDataBuffer
Return value	If there was no error, the return value contains the status byte of the reply protocol. A list of error codes can be found in the Appendix.

5.7.35. FEISC_0x31_ReadDataBufferInfo

Function	Function gets table parameters for the internal data buffer.
Syntax	int FEISC_0x31_ReadDataBufferInfo(int iReaderHnd, UCHAR cBusAdr, UCHAR* cTabSize, UCHAR* cTabStart, UCHAR* cTabLen, int iDataFormat)
Description	<p>The function reads the table parameters from the internal buffer table and stores them in <i>cTabSize</i> , <i>cTabStart</i> and <i>cTabLen</i>.</p> <p>The parameter <i>iDataFormat</i> determines whether the table parameters are to be interpreted as a hex array or as a string.</p> <p>The <i>cTabSize</i> , <i>cTabStart</i> and <i>cTabLen</i> buffers must be dimensioned as follows:</p> <ul style="list-style-type: none">• <i>iDataFormat</i>=0: 3 Characters (incl. 1 NUL character)• <i>iDataFormat</i>=1: 5 Characters (incl. 1 NUL character) <p><i>iReaderHnd</i> is the handle for the Reader object.</p> <p><i>cBusAdr</i> is the bus address set in the multijob-Reader.</p>
Cross-reference	For more information on <i>iDataFormat</i> see Section 5.3. Parameter transfer FEISC_0x21_ReadBuffer, FEISC_0x22_ReadBuffer, FEISC_0x33_InitBuffer, FEISC_0x32_ClearDataBuffer,
Return value	If there was no error, the return value contains the status byte of the reply protocol. A list of error codes can be found in the Appendix.

5.7.36. FEISC_0x32_ClearDataBuffer

Function	Function clears entries read from the internal data buffer.
Syntax	int FEISC_0x32_ClearDataBuffer(int iReaderHnd, UCHAR cBusAdr)
Description	<p>The function clears the entries read out from the Reader-internal data buffer by FEISC_0x21_ReadBuffer.</p> <p><i>iReaderHnd</i> is the handle for the Reader object.</p> <p><i>cBusAdr</i> is the bus address set in the multijob-Reader.</p>
Cross-reference	FEISC_0x21_ReadBuffer, FEISC_0x22_ReadBuffer, FEISC_0x33_InitBuffer, FEISC_0x31_ReadDataBufferInfo
Return value	If there was no error, the return value contains the status byte of the reply protocol. A list of error codes can be found in the Appendix.

5.7.37. FEISC_0x33_InitBuffer

Function	Function for initializing the Reader-internal data table.
Syntax	int FEISC_0x33_InitBuffer(int iReaderHnd, UCHAR cBusAdr)
Description	The function initializes the internal data table for the Buffered Read Mode. <i>iReaderHnd</i> is the handle for the Reader object. <i>cBusAdr</i> is the bus address set in the Reader.
Cross-reference	FEISC_0x21_ReadBuffer, FEISC_0x21_ReadBuffer, FEISC_0x31_ReadDataBufferInfo
Return value	If there was no error, the return value contains the status byte of the reply protocol. A list of error codes can be found in the Appendix.

5.7.38. FEISC_0x34_ForceNotifyTrigger

Function	Function to trigger a notification
Syntax	int FEISC_0x34_ForceNotifyTrigger(int iReaderHnd, UCHAR cBusAdr, UCHAR ucMode)
Description	This function triggers at once a notification, which transfers data records from the internal Buffered Read Mode table to the Host. The function returns immediately after the execution and in front of the notification. This function is only usefull, if a background task is prepatet with FEISC_StartAsyncTask to receive notifications. The parameter <i>ucMode</i> is actually unused and should be contain 0x00. <i>iReaderHnd</i> is the handle for the Reader object. <i>cBusAdr</i> is the bus address set in the Reader.
Cross-reference	5.4. Asynchronous tasks for relieving the load on applications 5.7.12. FEISC_StartAsyncTask
Return value	If there was no error, the return value contains the status byte of the reply protocol. A list of error codes can be found in the Appendix.

5.7.39. FEISC_0x52_GetBaud

Function	Test function for getting baud rate and parity.
Syntax	int FEISC_0x52_GetBaud(int iReaderHnd, UCHAR cBusAdr)
Description	If the reply telegram can be received, the configured baud rate and parity are the same as for the Reader. <i>iReaderHnd</i> is the handle for the Reader object. <i>cBusAdr</i> is the bus address set in the Reader.
Return value	If there was no error, the return value contains the status byte of the reply protocol. A list of error codes can be found in the Appendix.

5.7.40. FEISC_0x55_StartFlashLoader

Function	The function starts the flash loader.
Syntax	int FEISC_0x55_StartFlashLoader(int iReaderHnd)
Description	The function starts the Reader flash loader. The Reader must have bus address 0. <i>iReaderHnd</i> is the handle for the Reader object.
Return value	If there was no error, the return value contains the status byte of the reply protocol. A list of error codes can be found in the Appendix.

5.7.41. FEISC_0x55_StartFlashLoaderEx

Function	The function starts the flash loader.
Syntax	int FEISC_0x55_StartFlashLoaderEx(int iReaderHnd, UCHAR cBusAdr)
Description	The function starts the Reader flash loader. This advanced function supports any busaddress. <i>iReaderHnd</i> is the handle for the Reader object. <i>cBusAdr</i> is the bus address set in the Reader.
Return value	If there was no error, the return value contains the status byte of the reply protocol. A list of error codes can be found in the Appendix.

5.7.42. FEISC_0x63_CPUReset

Function	Function initiates a reset in the Reader's CPU
Syntax	int FEISC_0x63_CPUReset(int iReaderHnd, UCHAR cBusAdr)
Description	Function initiates a reset in the Reader's CPU <i>iReaderHnd</i> is the handle for the Reader object. <i>cBusAdr</i> is the bus address set in the Reader.
Return value	If there was no error, the return value contains the status byte of the reply protocol. A list of error codes can be found in the Appendix.

5.7.43. FEISC_0x64_SystemReset

Function	Function initiates a reset in a part of the Reader.
Syntax	int FEISC_0x64_SystemReset(int iReaderHnd, UCHAR cBusAdr, UCHAR cMode)
Note	Function initiates a reset in a part of the Reader <i>cMode</i> defines the Controller to be reset. <i>iReaderHnd</i> is the handle for the Reader object. <i>cBusAdr</i> is the bus address set in the Reader.
Return value	If there was no error, the return value contains the status byte of the reply protocol. A list of error codes can be found in the Appendix.

5.7.44. FEISC_0x65_SoftVersion

Function	Function reads out the Reader version number.
Syntax	int FEISC_0x65_SoftVersion(int iReaderHnd, UCHAR cBusAdr, UCHAR* cVersion, int iDataFormat)
Description	<p>The Reader version number is gotten and stored in <i>cVersion</i>.</p> <p>The parameter <i>iDataFormat</i> specifies whether the version number in <i>cVersion</i> is to be interpreted as a hex array or as a string.</p> <p>The buffer for the version must be able to hold at least 8 bytes (<i>iDataFormat</i>=0) or 15 bytes (<i>iDataFormat</i>=1). One byte is intended for the NUL character.</p> <p><i>iReaderHnd</i> is the handle for the Reader object.</p> <p><i>cBusAdr</i> is the bus address set in the Reader.</p>
Cross-reference	For more information on <i>iDataFormat</i> see Section 5.3. Parameter transfer
Return value	<p>If there was no error, the return value contains the status byte of the reply protocol.</p> <p>A list of error codes can be found in the Appendix.</p>

5.7.45. FEISC_0x66_ReaderInfo

Function	Function reads out informations of a part of the Reader.
Syntax	int FEISC_0x66_ReaderInfo(int iReaderHnd, UCHAR cBusAdr, UCHAR cMode, UCHAR* cInfo, int iDataFormat)
Description	<p>The information of a part of the Reader is gotten and stored in <i>cInfo</i>.</p> <p><i>cMode</i> defines the part of the Reader.</p> <p>The parameter <i>iDataFormat</i> specifies whether the information in <i>cInfo</i> is to be interpreted as a hex array or as a string.</p> <p>The buffer for <i>cInfo</i> must be able to hold all bytes. One byte is intended for the NUL character. For detailed informations, please refer to the system manual of the OBID <i>i-scan</i>® family</p> <p><i>iReaderHnd</i> is the handle for the Reader object.</p> <p><i>cBusAdr</i> is the bus address set in the Reader.</p>
Cross-reference	For more information on <i>iDataFormat</i> see Section 5.3. Parameter transfer
Return value	<p>If there was no error, the return value contains the status byte of the reply protocol.</p> <p>A list of error codes can be found in the Appendix.</p>

5.7.46. FEISC_0x69_RFReset

Function	Function initiates a reset for the antenna field.
Syntax	int FEISC_0x69_RFReset(int ReaderHnd, UCHAR cBusAdr)
Description	Function initiates a reset for the Reader's antenna field. All transponders previously turned off by FEISC_0x1A_Halt are reactivated. <i>iReaderHnd</i> is the handle for the Reader object. <i>cBusAdr</i> is the bus address set in the Reader.
Return value	If there was no error, the return value contains the status byte of the reply protocol. A list of error codes can be found in the Appendix.

5.7.47. FEISC_0x6A_RFOnOff

Function	Function for turning the antenna field on/off.
Syntax	int FEISC_0x6A_RFOnOff(int iReaderHnd, UCHAR cBusAdr, UCHAR cRF)
Description	A 0 in <i>cRF</i> turns the antenna field off. A 1 in <i>cRF</i> turns the antenna field on. <i>iReaderHnd</i> is the handle for the Reader object. <i>cBusAdr</i> is the bus address set in the Reader.
Return value	If there was no error, the return value contains the status byte of the reply protocol. A list of error codes can be found in the Appendix.

5.7.48. FEISC_0x6B_CentralizedRFSync

Function	Function to synchronize antennas.
Syntax	int FEISC_0x6B_CentralizedRFSync (int iReaderHnd, UCHAR cBusAdr, UCHAR cMode, UCHAR cTxChannel, int iTxPeriod, UCHAR cRes1, UCHAR cRes2)
Description	The parameters are described in the system manual of the reader. <i>iReaderHnd</i> is the handle for the Reader object. <i>cBusAdr</i> is the bus address set in the Reader.
Return value	If there was no error, the return value contains the status byte of the reply protocol. A list of error codes can be found in the Appendix.

5.7.49. FEISC_0x6C_SetNoiseLevel

Function	Function for setting the noise level.
Syntax	int FEISC_0x6C_SetNoiseLevel(int iReaderHnd, UCHAR cBusAdr, UCHAR* cLevel, int iDataFormat)
Description	<i>cLevel</i> contains the 3 level values which are sent as a hex array with a total of 6 bytes (<i>iDataFormat</i> =0) or as a string with a total of 12 bytes (<i>iDataFormat</i> =1). <i>iReaderHnd</i> is the handle for the Reader object. <i>cBusAdr</i> is the bus address set in the Reader.
Cross-reference	For more information on <i>iDataFormat</i> see Section 5.3. Parameter transfer
Return value	If there was no error, the return value contains the status byte of the reply protocol. A list of error codes can be found in the Appendix.

5.7.50. FEISC_0x6D_GetNoiseLevel

Function	Function for getting the noise level.
Syntax	int FEISC_0x6D_GetNoiseLevel(int iReaderHnd, UCHAR cBusAdr, UCHAR* cLevel, int iDataFormat)
Description	The 3 level values are stored in <i>cLevel</i> . The buffer for <i>cLevel</i> must be dimensioned as follows: 1. <i>iDataFormat</i> =0: 7 bytes (incl. NUL character) 2. <i>iDataFormat</i> =1: 13 bytes (incl. NUL character) <i>iReaderHnd</i> is the handle for the Reader object. <i>cBusAdr</i> is the bus address set in the Reader.
Cross-reference	For more information on <i>iDataFormat</i> see Section 5.3. Parameter transfer
Return value	If there was no error, the return value contains the status byte of the reply protocol. A list of error codes can be found in the Appendix.

5.7.51. FEISC_0x6E_RdDiag

Function	Function for Reader diagnostics.
Syntax	int FEISC_0x6E_RdDiag(int iReaderHnd, UCHAR cBusAdr, UCHAR cMode, UCHAR* cData)
Description	<p>The function returns diagnostics values for the handle stored in <i>cMode</i>.</p> <p>The buffer for the receive data <i>cData</i> must be sufficiently dimensioned.</p> <p><i>iReaderHnd</i> is the handle for the Reader object.</p> <p><i>cBusAdr</i> is the bus address set in the Reader.</p>
Cross-reference	For more information on <i>iDataFormat</i> see Section 5.3. Parameter transfer
Return value	<p>If there was no error, the return value contains the status byte of the reply protocol.</p> <p>A list of error codes can be found in the Appendix.</p>

5.7.52. FEISC_0x6F_AntennaTuning

Function	Function enables a special mode in the reader.
Syntax	int FEISC_0x6F_AntennaTuning(int ReaderHnd, UCHAR cBusAdr)
Description	<p>This function enables a special tuning mode in the reader. The reader must be reset for disabling this mode.</p> <p><i>iReaderHnd</i> is the handle for the Reader object.</p> <p><i>cBusAdr</i> is the bus address set in the Reader.</p>
Return value	<p>If there was no error, the return value contains the status byte of the reply protocol.</p> <p>A list of error codes can be found in the Appendix.</p>

5.7.53. FEISC_0x71_SetOutput

Function	Function activates the Reader's outputs.
Syntax	int FEISC_0x71_SetOutput(int iReaderHnd, UCHAR cBusAdr, int iOS, int iOSF, int iOSTime, int iOutTime)
Description	<p>The function activates the Reader's outputs. All times are multiplied internally in the Reader by 100 and are to be interpreted in units of ms. The value ranges indicated in the system manual for the ISC Reader family are applicable.</p> <p><i>iReaderHnd</i> is the handle for the Reader object.</p> <p><i>cBusAdr</i> is the bus address set in the Reader.</p>
Return value	<p>If there was no error, the return value contains the status byte of the reply protocol.</p> <p>A list of error codes can be found in the Appendix.</p>

5.7.54. FEISC_0x72_SetOutput

Function	Function activates the Reader's outputs.
Syntax	int FEISC_0x72_SetOutput(int iReaderHnd, UCHAR cBusAdr, UCHAR cMode, UCHAR cOutN, UCHAR* pRecords)
Description	<p>The function activates the Reader's outputs. The number of outputs to be activated is set with <i>cOutN</i>. The activation parameters of each output must be collected in a buffer. <i>pRecords</i> is the pointer to this buffer. The parameter <i>cMode</i> is the mode byte of the protocol.</p> <p><i>iReaderHnd</i> is the handle for the Reader object.</p> <p><i>cBusAdr</i> is the bus address set in the Reader.</p>
Return value	<p>If there was no error, the return value contains the status byte of the reply protocol.</p> <p>A list of error codes can be found in the Appendix.</p>

5.7.55. FEISC_0x74_ReadInput

Function	Function reads the status of the digital inputs.
Syntax	int FEISC_0x74_ReadInput(int iReaderHnd, UCHAR cBusAdr, UCHAR* cInput)
Description	<p>The function reads the digital inputs and stores the status in <i>cInput</i>. The length of <i>cInput</i> is 1.</p> <p><i>iReaderHnd</i> is the handle for the Reader object.</p> <p><i>cBusAdr</i> is the bus address set in the Reader.</p>
Return value	<p>If there was no error, the return value contains the status byte of the reply protocol.</p> <p>A list of error codes can be found in the Appendix.</p>

5.7.56. FEISC_0x75_AdjAntenna

Function	Function for reading the antenna level.
Syntax	int FEISC_0x75_AdjAntenna(int iReaderHnd, UCHAR cBusAdr, UCHAR* cLevel, int iDataFormat)
Description	<p>The read level value is stored in <i>cLevel</i>.</p> <p>The buffer for <i>cLevel</i> must be dimensioned as follows:</p> <ul style="list-style-type: none">3. iDataFormat=0: 3 bytes (incl. NUL character)4. iDataFormat=1: 5 bytes (incl. NUL character) <p><i>iReaderHnd</i> is the handle for the Reader object.</p> <p><i>cBusAdr</i> is the bus address set in the Reader.</p>
Cross-reference	For more information on <i>iDataFormat</i> see Section 5.3. Parameter transfer
Return value	<p>If there was no error, the return value contains the status byte of the reply protocol.</p> <p>A list of error codes can be found in the Appendix.</p>

5.7.57. FEISC_0x76_CheckAntennas

Function	Function for detecting antennas.
Syntax	int FEISC_0x76_CheckAntennas(int iReaderHnd, UCHAR cBusAdr, UCHAR cMode, UCHAR* cAntOut, int* iAntOutLen)
Description	<p><i>cMode</i> is for future use.</p> <p><i>cAntOut</i> contains flag fields with one flag for each detected antenna. <i>iAntOutLen</i> returns the number of bytes in <i>cAntOut</i>. A maximum of 5 bytes is possible. Thus, the buffer for <i>cAntOut</i> must be dimensioned for 5 bytes..</p> <p><i>iReaderHnd</i> is the handle for the Reader object.</p> <p><i>cBusAdr</i> is the bus address set in the Reader.</p>
Cross-reference	For more information on <i>iDataFormat</i> see Section 5.3. Parameter transfer
Return value	<p>If there was no error, the return value contains the status byte of the reply protocol.</p> <p>A list of error codes can be found in the Appendix.</p>

5.7.58. FEISC_0x80_ReadConfBlock

Function	Function reads a configuration block from the Reader.
Syntax	int FEISC_0x80_ReadConfBlock(int iReaderHnd, UCHAR cBusAdr, UCHAR cConfAdr, UCHAR* cConfBlock, int iDataFormat)
Description	<p>This function allows you to read a configuration block from address <i>cConfAdr</i> of the Reader. The data read out in <i>cConfBlock</i> are to be interpreted as a hex array (<i>iDataFormat=0</i>) or as a string (<i>iDataFormat=1</i>).</p> <p>The buffer for the configuration data <i>cConfBlock</i> must be dimensioned as follows:</p> <ol style="list-style-type: none">1. <i>iDataFormat=0</i>: 15 bytes (incl. 1 NUL character)2. <i>iDataFormat=1</i>: 29 bytes (incl. 1 NUL character) <p><i>iReaderHnd</i> is the handle for the Reader object.</p> <p><i>cBusAdr</i> is the bus address set in the Reader.</p>
Cross-reference	For more information on <i>iDataFormat</i> see Section 5.3. Parameter transfer
Return value	<p>If there was no error, the return value contains the status byte of the reply protocol.</p> <p>A list of error codes can be found in the Appendix.</p>

5.7.59. FEISC_0x81_WriteConfBlock

Function	Function writes a configuration block to the Reader.
Syntax	int FEISC_0x81_WriteConfBlock(int iReaderHnd, UCHAR cBusAdr, UCHAR cConfAdr, UCHAR* cConfBlock, int iDataFormat)
Description	<p>This function lets you write a configuration block to address <i>cConfAdr</i> of the Reader. The configuration data must be stored in <i>cConfBlock</i> as a hex array (<i>iDataFormat=0</i>) or string (<i>iDataFormat=1</i>).</p> <p>The buffer with the configuration data must contain 14 bytes (<i>iDataFormat=0</i>) or 28 bytes (<i>iDataFormat=1</i>).</p> <p><i>iReaderHnd</i> is the handle for the Reader object.</p> <p><i>cBusAdr</i> is the bus address set in the Reader.</p>
Cross-reference	For more information on <i>iDataFormat</i> see Section 5.3. Parameter transfer
Return value	<p>If there was no error, the return value contains the status byte of the reply protocol.</p> <p>A list of error codes can be found in the Appendix.</p>

5.7.60. FEISC_0x82_SaveConfBlock

Function	Function saves a configuration block in the Reader.
Syntax	int FEISC_0x82_SaveConfBlock(int iReaderHnd, UCHAR cBusAdr, UCHAR cConfAdr)
Description	<p>This function allows you to write a configuration block for address <i>cConfAdr</i> from RAM memory to the EEPROM (non-volatile memory) and save it for a longer period.</p> <p><i>iReaderHnd</i> is the handle for the Reader object.</p> <p><i>cBusAdr</i> is the bus address set in the Reader.</p>
Return value	<p>If there was no error, the return value contains the status byte of the reply protocol.</p> <p>A list of error codes can be found in the Appendix.</p>

5.7.61. FEISC_0x83_ResetConfBlock

Function	Function loads the factory setting into a configuration block in the Reader.
Syntax	int FEISC_0x83_ResetConfBlock(int iReaderHnd, UCHAR cBusAdr, UCHAR cConfAdr)
Description	<p>This function allows you to load the parameters for the factory default settings into a configuration block for address <i>cConfAdr</i>.</p> <p><i>iReaderHnd</i> is the handle for the Reader object.</p> <p><i>cBusAdr</i> is the bus address set in the Reader.</p>
Return value	<p>If there was no error, the return value contains the status byte of the reply protocol.</p> <p>A list of error codes can be found in the Appendix.</p>

5.7.62. FEISC_0x85_SetSysTimer

Function	Sets the system time in the Reader.
Syntax	int FEISC_0x85_SetSysTimer(int iReaderHnd, UCHAR cBusAdr, UCHAR* cTime, int iDataFormat)
Description	<p>The function initializes the system time in the Reader.</p> <p>The buffer <i>cTime</i> must contain 4 bytes (<i>iDataFormat</i>=0) or be a string with 8 characters (<i>iDataFormat</i>=1).</p> <p><i>iReaderHnd</i> is the handle for the Reader object.</p> <p><i>cBusAdr</i> is the bus address set in the Reader.</p>
Reference	For more information on <i>iDataFormat</i> see Section 5.3. Parameter transfer
Return value	<p>If there was no error, the return value contains the status byte of the reply protocol.</p> <p>A list of error codes can be found in the Appendix.</p>

5.7.63. FEISC_0x86_GetSysTimer

Function	Reads the system time from the Reader.
Syntax	int FEISC_0x86_GetSysTimer(int iReaderHnd, UCHAR cBusAdr, UCHAR* cTime, int iDataFormat)
Description	<p>This function gets the system time from the Reader.</p> <p>The buffer for <i>cTime</i> must be dimensioned as follows:</p> <ul style="list-style-type: none">5. <i>iDataFormat</i>=0: 5 Characters (incl. 1 NUL character))6. <i>iDataFormat</i>=1: 9 Characters (incl. 1 NUL character)) <p><i>iReaderHnd</i> is the handle for the Reader object.</p> <p><i>cBusAdr</i> is the bus address set in the Reader.</p>
Reference	For more information on <i>iDataFormat</i> see Section 5.3. Parameter transfer
Return value	<p>If there was no error, the return value contains the status byte of the reply protocol.</p> <p>A list of error codes can be found in the Appendix.</p>

5.7.64. FEISC_0x87_SetSystemDate

Function	Sets the system date and time in the Reader.
Syntax	int FEISC_0x87_SetSystemDate(int iReaderHnd, UCHAR cBusAdr, UCHAR cCentury, UCHAR cYear, UCHAR cMonth, UCHAR cDay, UCHAR cTimezone, UCHAR cHour, UCHAR cMinute, int iMilliSecond)
Description	<p>The function initializes the system date and time in the Reader.</p> <p><i>cCentury</i> : century (e.g. 20) <i>cYear</i> : year (e.g. 4) <i>cMonth</i> : month (e.g. 10) <i>cDay</i> : day (e.g. 5) <i>cTimezone</i> : timezone (actually unused) <i>cHour</i> : hour (e.g. 15) <i>cMinute</i> : minute (e.g. 13) <i>iMilliSecond</i> : milliseconds, containing also the seconds (e.g. 1234 for 1s and 234ms)</p> <p><i>iReaderHnd</i> is the handle for the Reader object.</p> <p><i>cBusAdr</i> is the bus address set in the Reader.</p>
Return value	<p>If there was no error, the return value contains the status byte of the reply protocol.</p> <p>A list of error codes can be found in the Appendix.</p>

5.7.65. FEISC_0x88_GetSystemDate

Function	Reads the system date and time from the Reader.
Syntax	int FEISC_0x88_GetSystemDate(int iReaderHnd, UCHAR cBusAdr, UCHAR* cCentury, UCHAR* cYear, UCHAR* cMonth, UCHAR* cDay, UCHAR* cTimezone, UCHAR* cHour, UCHAR* cMinute, int* iMilliSecond)
Description	<p>This function gets the system date and time from the Reader.</p> <p>The function parameters are described in 5.7.63. FEISC_0x87_SetSystemDate.</p> <p><i>iReaderHnd</i> is the handle for the Reader object.</p> <p><i>cBusAdr</i> is the bus address set in the Reader.</p>
Return value	<p>If there was no error, the return value contains the status byte of the reply protocol.</p> <p>A list of error codes can be found in the Appendix.</p>

5.7.66. FEISC_0x8A_ReadConfiguration

Function	Function reads configuration blocks from the Reader.
Syntax	int FEISC_0x8A_ReadConfiguration(int iReaderHnd, UCHAR cBusAdr, UCHAR cDevice, UCHAR cBank, UCHAR cMode, int iReqBlockAdr, UCHAR cReqBlockCount, UCHAR* cRspBlockCount, UCHAR* cRspBlockSize, UCHAR* cRspData)
Description	<p>This function allows you to read one configuration block or multiple or all configuration blocks from address <i>cReqBlockAdr</i> of the Reader. The data read out in <i>cRspData</i> are stored with increasing address.</p> <p>The parameter <i>cDevice</i> identifies the controller in the Reader, <i>cBank</i> the configuration memory and <i>cMode</i> additional options. More information can be found in the system manual of the Reader.</p> <p>The buffer for the responded configuration data <i>cRspData</i> must be dimensioned for the size <i>cReqBlockCount</i> x <i>cRspBlockSize</i> bytes.</p> <p><i>iReaderHnd</i> is the handle for the Reader object.</p> <p><i>cBusAdr</i> is the bus address set in the Reader.</p>
Cross-reference	
Return value	<p>If there was no error, the return value contains the status byte of the reply protocol.</p> <p>A list of error codes can be found in the Appendix.</p>

5.7.67. FEISC_0x8B_WriteConfiguration

Function	Function writes configuration blocks into the Reader.
Syntax	int FEISC_0x8B_WriteConfiguration(int iReaderHnd, UCHAR cBusAdr, UCHAR cDevice, UCHAR cBank, UCHAR cMode, UCHAR cReqBlockCount, UCHAR cReqBlockSize, UCHAR* cReqData)
Description	<p>This function allows you to write one configuration block or multiple or all configuration blocks into the Reader. The configuration data must be stored with increasing address order in which the configuration address is put in front of each configuration block.</p> <p>The parameter <i>cDevice</i> identifies the controller in the Reader, <i>cBank</i> the configuration memory and <i>cMode</i> additional options. More information can be found in the system manual of the Reader.</p> <p><i>iReaderHnd</i> is the handle for the Reader object.</p> <p><i>cBusAdr</i> is the bus address set in the Reader.</p>
Cross-reference	
Return value	<p>If there was no error, the return value contains the status byte of the reply protocol.</p> <p>A list of error codes can be found in the Appendix.</p>

5.7.68. FEISC_0x8C_ResetConfiguration

Function	Function loads factory default settings into the Reader.
Syntax	int FEISC_0x8C_ResetConfiguration(int iReaderHnd, UCHAR cBusAdr, UCHAR cDevice, UCHAR cBank, UCHAR cMode, int iReqBlockAdr, UCHAR cReqBlockCount)
Description	<p>This function allows you to load factory settings for one configuration block or multiple or all configuration blocks beginning with address <i>cReqBlockAdr</i> into the Reader.</p> <p>The parameter <i>cDevice</i> identifies the controller in the Reader, <i>cBank</i> the configuration memory and <i>cMode</i> additional options. More information can be found in the system manual of the Reader.</p> <p><i>iReaderHnd</i> is the handle for the Reader object.</p> <p><i>cBusAdr</i> is the bus address set in the Reader.</p>
Cross-reference	
Return value	<p>If there was no error, the return value contains the status byte of the reply protocol.</p> <p>A list of error codes can be found in the Appendix.</p>

5.7.69. FEISC_0x9F_Piggyback_Command

Function	Function transports an embedded protocol to an external Function Unit
Syntax	int FEISC_0x9F_Piggyback_Command(int iReaderHnd, UCHAR cBusAdr, UCHAR cMode, UCHAR cDevice, UCHAR cPort, UCHAR* cReqPrt, int iReqLen, UCHAR* cRspPrt, int* iRspLen)
Description	<p>This function transports an emebded protocol in <i>cReqPrt</i> to a Reader, which forwards it to a connected external Function Unit (e. g. People Counter ID ISC.ANTGPC). For building the embedded protocol the function FEISC_BuildSendProtocol can be used.</p> <p>The parameter <i>cDevice</i> names the type of the external Function Unit, <i>cPort</i> contains the onboard communication port and <i>cMode</i> contains additional options. Detailed information can be found in the system manual of the Function Unit.</p> <p>The buffer for the receive protocoll in <i>cRspPrt</i> must be sufficient dimensioned. The embedded receive protocol can be analysed and separated with the function FEISC_SplitRecProtocol.</p> <p><i>iReaderHnd</i> is the handle for the Reader object.</p> <p><i>cBusAdr</i> is the bus address set in the Reader.</p>
Cross-reference	5.7.15. FEISC_BuildSendProtocol 5.7.18. FEISC_SplitRecProtocol
Return value	<p>If there was no error, the return value contains the status byte of the reply protocol.</p> <p>A list of error codes can be found in the Appendix.</p>

5.7.70. FEISC_0xA0_RdLogin

Function	Function performs a login in the Reader.
Syntax	int FEISC_0xA0_RdLogin(int iReaderHnd, UCHAR cBusAdr, UCHAR* cRd_PW, int iDataFormat)
Description	<p>The function uses the password <i>cRd_PW</i> to login to the Reader.</p> <p>The parameter <i>iDataFormat</i> specifies whether the password in <i>cRd_PW</i> is to be interpreted as a hex array (<i>iDataFormat</i>=0) or as a string (<i>iDataFormat</i>=1).</p> <p><i>iReaderHnd</i> is the handle for the Reader object.</p> <p><i>cBusAdr</i> is the bus address set in the Reader.</p>
Cross-reference	For more information on <i>iDataFormat</i> see Section 5.3. Parameter transfer
Return value	<p>If there was no error, the return value contains the status byte of the reply protocol.</p> <p>A list of error codes can be found in the Appendix.</p>

5.7.71. FEISC_0xA2_WriteMifareKeys

Function	Function writes authentication key into the reader.
Syntax	int FEISC_0xA2_WriteMifareKeys(int iReaderHnd, UCHAR cBusAdr, UCHAR cType, UCHAR cAdr, UCHAR* cKey, int iDataFormat)
Note	Be careful with this function. You cannot read back the authentication key from the reader.
Description	<p>This function writes the authentication key for a Mifare-Transponder into the EEPROM of the reader.</p> <p><i>cType</i> defines the key type, <i>cAdr</i> specifies the EEPROM address of the key in the reader.</p> <p>The parameter <i>iDataFormat</i> specifies whether the authentication key in <i>cKey</i> is to be interpreted as a hex array (<i>iDataFormat</i>=0) or as a string (<i>iDataFormat</i>=1).</p> <p><i>iReaderHnd</i> is the handle for the Reader object.</p> <p><i>cBusAdr</i> is the bus address set in the Reader.</p>
Cross-reference	For more information on <i>iDataFormat</i> see Section 5.3. Parameter transfer
Return value	If there was no error, the return value contains the status byte of the reply protocol. A list of error codes can be found in the Appendix.

5.7.72. FEISC_0xA3_Write_DES_AES_Keys

Function	Function writes authentication key into the reader.
Syntax	int FEISC_0xA3_Write_DES_AES_Keys(int iReaderHnd, UCHAR cBusAdr, UCHAR cMode, UCHAR cReaderKeyIndex, UCHAR cAuthentMode, UCHAR cKeyLen, UCHAR* cKey, int iDataFormat)
Note	Be careful with this function. You cannot read back the authentication key from the reader.
Description	<p>This function writes the authentication key for a ISO 14443-4, Type A DESFire-Transponder into the EEPROM of the reader.</p> <p>All parameters are declared in detail in the system manual of the designated reader.</p> <p>The parameter <i>iDataFormat</i> specifies whether the authentication key in <i>cKey</i> is to be interpreted as a hex array (<i>iDataFormat</i>=0) or as a string (<i>iDataFormat</i>=1).</p> <p><i>iReaderHnd</i> is the handle for the Reader object.</p> <p><i>cBusAdr</i> is the bus address set in the Reader.</p>
Cross-reference	For more information on <i>iDataFormat</i> see Section 5.3. Parameter transfer
Return value	If there was no error, the return value contains the status byte of the reply protocol. A list of error codes can be found in the Appendix.

5.7.73. FEISC_0xAD_WriteReaderAuthentKey

Function	Function writes authentication key into the reader.
Syntax	int FEISC_0xAD_WriteReaderAuthentKey(int iReaderHnd, UCHAR cBusAdr, UCHAR cMode, UCHAR cKeyType, UCHAR cKeyLen, UCHAR* cKey, int iDataFormat)
Note	Be careful with this function. You cannot read back the authentication key from the reader.
Description	This function writes the authentication key for secured data transmission into the Reader. All parameters are declared in detail in the system manual of the designated reader. The parameter <i>iDataFormat</i> specifies whether the authentication key in <i>cKey</i> is to be interpreted as a hex array (<i>iDataFormat</i> =0) or as a string (<i>iDataFormat</i> =1). <i>iReaderHnd</i> is the handle for the Reader object. <i>cBusAdr</i> is the bus address set in the Reader.
Cross-reference	Basic information about secured data transmission can be found in 5.6. Secured data transmission with encryption . For more information on <i>iDataFormat</i> see Section 5.3. Parameter transfer
Return value	If there was no error, the return value contains the status byte of the reply protocol. A list of error codes can be found in the Appendix.

5.7.74. FEISC_0xAE_ReaderAuthent

Funktion	Authentication function
Syntax	int FEISC_0xAE_ReaderAuthent(int iReaderHnd, UCHAR cBusAdr, UCHAR cMode, UCHAR cKeyType, UCHAR cKeyLen, UCHAR* cKey, int iDataFormat)
Note	Be careful with this function. You cannot read back the authentication key from the reader.
Description	This function writes the authentication key for secured data transmission into the Reader. All parameters are declared in detail in the system manual of the designated reader. The parameter <i>iDataFormat</i> specifies whether the authentication key in <i>cKey</i> is to be interpreted as a hex array (<i>iDataFormat</i> =0) or as a string (<i>iDataFormat</i> =1). <i>iReaderHnd</i> is the handle for the Reader object. <i>cBusAdr</i> is the bus address set in the Reader.
Cross-reference	Basic information about secured data transmission can be found in 5.6. Secured data transmission with encryption . For more information on <i>iDataFormat</i> see Section 5.3. Parameter transfer
Return value	If there was no error, the return value contains the status byte of the reply protocol. A list of error codes can be found in the Appendix.

5.7.75. FEISC_0xB0_ISOCmd

Function	Function initiates data transfer with ISO15693 or ISO14443 transponders.
Syntax	int FEISC_0xB0_ISOCmd(int iReaderHnd, UCHAR cBusAdr, UCHAR* cReqData, int iReqLen, UCHAR* cRspData, int* iRspLen, int iDataFormat)
Description	<p>The function initiates a data transfer for multiple transponders located in the active zone of the Reader.</p> <p>The data necessary for the data transfer are to be stored in <i>cReqData</i>. The number of characters contained in <i>cReqData</i> must be indicated in <i>iReqLen</i>.</p> <p>The data read from the transponders are contained in <i>cRspData</i>. <i>iRspLen</i> indicates the number of characters in <i>cRspData</i>.</p> <p>The parameter <i>iDataFormat</i> specifies whether <i>cReqData</i> and <i>cRspData</i> are to be interpreted as a hex array or as a string.</p> <p>Note the following: The buffer for the receive data <i>cRspData</i> must be dimensioned such that all the receive data can be stored. This means in the case of <i>iDataFormat</i>=1 that the size of the buffer <i>cRspData</i> is twice as large as in the case of <i>iDataFormat</i>=0. The length of the send data (number of characters in <i>cReqData</i>) must be indicated in <i>iReqLen</i>. If <i>iDataFormat</i>=1, then <i>iReqLen</i> is twice as large as in the case of <i>iDataFormat</i>=0. The length indication for the receive buffer (<i>iRspLen</i>) is to be handled analogously.</p> <p><i>iReaderHnd</i> is the handle for the Reader object.</p> <p><i>cBusAdr</i> is the bus address set in the Reader.</p>
Cross-reference	For more information on <i>iDataFormat</i> see Section 5.3. Parameter transfer
Return value	If there was no error, the return value contains the status byte of the reply protocol.

5.7.76. FEISC_0xB1_ ISOCustAndPropCmd

Function	Function initiates data transfer with an ISO15693 transponder.
Syntax	int FEISC_0xB1_ISOCustAndPropCmd(int iReaderHnd, UCHAR cBusAdr, UCHAR cMfr, UCHAR* cReqData, int iReqLen, UCHAR* cRspData, int* iRspLen, int iDataFormat)
Description	<p>The function initiates a data transfer for multiple ISO15693 transponders located in the active zone of the ISC Reader.</p> <p>The parameter <i>cMfr</i> contains the manufacturer code and specifies the structure of send data <i>cReqData</i> and receive data <i>cRspData</i>.</p> <p>The data necessary for the data transfer are to be stored in <i>cReqData</i>. The number of characters contained in <i>cReqData</i> must be indicated in <i>iReqLen</i>.</p> <p>The data read from the ISO15693 transponder are contained in <i>cRspData</i>. <i>iRspLen</i> indicates the number of characters in <i>cRspData</i>.</p> <p>The parameter <i>iDataFormat</i> specifies whether <i>cReqData</i> and <i>cRspData</i> are to be interpreted as a hex array or as a string.</p> <p>Note the following: The buffer for the receive data <i>cRspData</i> must be dimensioned such that all the receive data can be stored. This means in the case of <i>iDataFormat</i>=1 that the size of the buffer <i>cRspData</i> is twice as large as in the case of <i>iDataFormat</i>=0. The length of the send data (number of characters in <i>cReqData</i>) must be indicated in <i>iReqLen</i>. If <i>iDataFormat</i>=1, then <i>iReqLen</i> is twice as large as in the case of <i>iDataFormat</i>=0. The length indication for the receive buffer (<i>iRspLen</i>) is to be handled analogously.</p> <p><i>iReaderHnd</i> is the handle for the Reader object.</p> <p><i>cBusAdr</i> is the bus address set in the Reader.</p>
Cross-reference	For more information on <i>iDataFormat</i> see Section 5.3. Parameter transfer
Return value	If there was no error, the return value contains the status byte of the reply protocol.

5.7.77. FEISC_0xB2_ISOCmd

Function	Function initiates data transfer with an ISO14443 transponder.
Syntax	int FEISC_0xB2_ISOCmd(int iReaderHnd, UCHAR cBusAdr, UCHAR* cReqData, int iReqLen, UCHAR* cRspData, int* iRspLen, int iDataFormat)
Description	<p>The function initiates a data transfer for multiple ISO14443 transponders located in the active zone of the ISC Reader.</p> <p>The data necessary for the data transfer are to be stored in <i>cReqData</i>. The number of characters contained in <i>cReqData</i> must be indicated in <i>iReqLen</i>.</p> <p>The data read from the ISO14443 transponder are contained in <i>cRspData</i>. <i>iRspLen</i> indicates the number of characters in <i>cRspData</i>.</p> <p>The parameter <i>iDataFormat</i> specifies whether <i>cReqData</i> and <i>cRspData</i> are to be interpreted as a hex array or as a string.</p> <p>Note the following: The buffer for the receive data <i>cRspData</i> must be dimensioned such that all the receive data can be stored. This means in the case of <i>iDataFormat</i>=1 that the size of the buffer <i>cRspData</i> is twice as large as in the case of <i>iDataFormat</i>=0. The length of the send data (number of characters in <i>cReqData</i>) must be indicated in <i>iReqLen</i>. If <i>iDataFormat</i>=1, then <i>iReqLen</i> is twice as large as in the case of <i>iDataFormat</i>=0. The length indication for the receive buffer (<i>iRspLen</i>) is to be handled analogously.</p> <p><i>iReaderHnd</i> is the handle for the Reader object.</p> <p><i>cBusAdr</i> is the bus address set in the Reader.</p>
Cross-reference	For more information on <i>iDataFormat</i> see Section 5.3. Parameter transfer
Return value	If there was no error, the return value contains the status byte of the reply protocol.

5.7.78. FEISC_0xB3_EPCCmd

Function	Function initiates data transfer with an UHF EPC-Transponder.
Syntax	int FEISC_0xB3_EPCCmd(int iReaderHnd, UCHAR cBusAdr, UCHAR* cReqData, int iReqLen, UCHAR* cRspData, int* iRspLen, int iDataFormat)
Description	<p>The function initiates a data transfer with an UHF EPC-Transponders located in the active zone of the Reader.</p> <p>The data necessary for the data transfer are to be stored in <i>cReqData</i>. The number of characters contained in <i>cReqData</i> must be indicated in <i>iReqLen</i>.</p> <p>The data read from the transponder are contained in <i>cRspData</i>. <i>iRspLen</i> indicates the number of characters in <i>cRspData</i>.</p> <p>The parameter <i>iDataFormat</i> specifies whether <i>cReqData</i> and <i>cRspData</i> are to be interpreted as a hex array or as a string.</p> <p>Note the following: The buffer for the receive data <i>cRspData</i> must be dimensioned such that all the receive data can be stored. This means in the case of <i>iDataFormat</i>=1 that the size of the buffer <i>cRspData</i> is twice as large as in the case of <i>iDataFormat</i>=0. The length of the send data (number of characters in <i>cReqData</i>) must be indicated in <i>iReqLen</i>. If <i>iDataFormat</i>=1, then <i>iReqLen</i> is twice as large as in the case of <i>iDataFormat</i>=0. The length indication for the receive buffer (<i>iRspLen</i>) is to be handled analogously.</p> <p><i>iReaderHnd</i> is the handle for the Reader object.</p> <p><i>cBusAdr</i> is the bus address set in the Reader.</p>
Cross-reference	For more information on <i>iDataFormat</i> see Section 5.3. Parameter transfer
Return value	If there was no error, the return value contains the status byte of the reply protocol.

5.7.79. FEISC_0xB4_EPC_UHF_Cmd

Function	Function initiates data transfer with an UHF EPC-Transponder.
Syntax	int FEISC_0xB4_EPC_UHF_Cmd(int iReaderHnd, UCHAR cBusAdr, UCHAR cMfr, UCHAR* cReqData, int iReqLen, UCHAR* cRspData, int* iRspLen, int iDataFormat)
Description	<p>The function initiates a data transfer with an UHF EPC-Transponders located in the active zone of the Reader.</p> <p>The parameter <i>cMfr</i> contains the manufacturer code and specifies the structure of send data <i>cReqData</i> and receive data <i>cRspData</i>.</p> <p>The data necessary for the data transfer are to be stored in <i>cReqData</i>. The number of characters contained in <i>cReqData</i> must be indicated in <i>iReqLen</i>.</p> <p>The data read from the transponder are contained in <i>cRspData</i>. <i>iRspLen</i> indicates the number of characters in <i>cRspData</i>.</p> <p>The parameter <i>iDataFormat</i> specifies whether <i>cReqData</i> and <i>cRspData</i> are to be interpreted as a hex array or as a string.</p> <p>Note the following: The buffer for the receive data <i>cRspData</i> must be dimensioned such that all the receive data can be stored. This means in the case of <i>iDataFormat</i>=1 that the size of the buffer <i>cRspData</i> is twice as large as in the case of <i>iDataFormat</i>=0. The length of the send data (number of characters in <i>cReqData</i>) must be indicated in <i>iReqLen</i>. If <i>iDataFormat</i>=1, then <i>iReqLen</i> is twice as large as in the case of <i>iDataFormat</i>=0. The length indication for the receive buffer (<i>iRspLen</i>) is to be handled analogously.</p> <p><i>iReaderHnd</i> is the handle for the Reader object.</p> <p><i>cBusAdr</i> is the bus address set in the Reader.</p>
Cross-reference	For more information on <i>iDataFormat</i> see Section 5.3. Parameter transfer
Return value	If there was no error, the return value contains the status byte of the reply protocol.

5.7.80. FEISC_0xBB_C1G2_TranspCmd

Function	Function initiates data transfer with a Class 1 Gen 2 UHF transponder.
Syntax	int FEISC_0xBB_C1G2_TranspCmd(int iReaderHnd, UCHAR cBusAdr, UCHAR ucMode, UCHAR ucTxPara, UCHAR ucRxPara, unsigned int uiTs, int iRspLength, UCHAR* cReqData, int iReqLen, UCHAR* cRspData, int* iRspLen)
Description	<p>The function initiates a data transfer for one Class 1 generation 2 UHF transponder located in the active zone of the Reader.</p> <p>The parameter <i>ucMode</i> contains the mode for the reader.</p> <p>The parameters <i>ucTxPara</i>, <i>ucRxPara</i> and <i>uiTs</i> control the timing of the RF communication.</p> <p>The parameter <i>iRspLength</i> contains the requested length (number of bits) of receive data <i>cRspData</i>.</p> <p>The data necessary for the data transfer are to be stored in <i>cReqData</i>. The number of characters contained in <i>cReqData</i> must be indicated in <i>iReqLen</i>.</p> <p>The data read from the UHF transponder are contained in <i>cRspData</i>. <i>iRspLen</i> indicates the number of characters in <i>cRspData</i>.</p> <p>Note the following: The buffer for the receive data <i>cRspData</i> must be dimensioned such that all the receive data can be stored.</p> <p><i>iReaderHnd</i> is the handle for the Reader object.</p> <p><i>cBusAdr</i> is the bus address set in the Reader.</p>
Cross-reference	
Return value	If there was no error, the return value contains the status byte of the reply protocol.

5.7.81. FEISC_0xBC_CmdQueue

Function	A queue command task is started asynchronous to the application
Syntax	int FEISC_0xBC_CmdQueue(int iReaderHnd, int iMode, int iCmdCount, UCHAR* ucCmdQueue, int iCmdQueueLen, FEISC_TASK_INIT* pInit)
Description	<p>This function starts the queue command as an asynchronous task. An asynchronous task is an internal thread which sends the queue command to the reader and waits for the reply for a time up to the timeout. Signaling of the reply data or the cancel condition to the application is done by invoking a callback function.</p> <p>The parameter <i>iMode</i> contains mode values. <i>iCmdCount</i> contains the number of commands in the queue.</p> <p>The queue data necessary for the data transfer are to be stored in <i>ucCmdQueue</i>. The number of characters contained in <i>ucCmdQueue</i> must be indicated in <i>iCmdQueueLen</i>.</p> <p>All the data relevant to the callback function are contained in the structure FEISC_TASK_INIT. This structure is described in greater detail in section 5.4. Asynchronous tasks for relieving the load on applications.</p> <p>The following setting is recommended:</p> <pre>FEISC_TASK_INIT Init; Init.cbFctl = this->cbsTaskRsp1; // callback function Init.ucBusAdr = 255; // every reader will respond Init.uiFlag = FEISC_TASKCB_1; Init.uiTimeout = m_uiTimeout; // individual timeout Init.pAny = this; // optional: This-Pointer</pre> <p><i>iReaderHnd</i> is the handle for the reader object.</p>
Cross-references	<p>Additional information about asynchronous tasks can be found in the section 5.4. Asynchronous tasks for relieving the load on applications.</p> <p>5.7.13. FEISC_CancelAsyncTask</p>
Note	More detailed information about the protocol [0xBC] Command Queue can be found in the manual for the OBID® <i>classic-pro</i> Reader family.
Return value	<p>In case of no error a 0 is returned. A value less than 0 indicate an error.</p> <p>The list of error codes can be found in the Appendix.</p>

5.7.82. FEISC_0xBD_ISOTranspCmd

Function	Function initiates data transfer with an ISO14443A transponder.
Syntax	int FEISC_0xBD_ISOTranspCmd(int iReaderHnd, UCHAR cBusAdr, int iMode, int iRspLength, UCHAR* cReqData, int iReqLen, UCHAR* cRspData, int* iRspLen, int iDataFormat)
Description	<p>The function initiates a data transfer for multiple ISO14443A transponders located in the active zone of the ISC Reader.</p> <p>The parameter <i>iMode</i> contains the mode for the reader.</p> <p>The parameter <i>iRspLength</i> contains the requested length (number of bits) of receive data <i>cRspData</i>.</p> <p>The data necessary for the data transfer are to be stored in <i>cReqData</i>. The number of characters contained in <i>cReqData</i> must be indicated in <i>iReqLen</i>.</p> <p>The data read from the ISO14443A transponder are contained in <i>cRspData</i>. <i>iRspLen</i> indicates the number of characters in <i>cRspData</i>.</p> <p>The parameter <i>iDataFormat</i> specifies whether <i>cReqData</i> and <i>cRspData</i> are to be interpreted as a hex array or as a string.</p> <p>Note the following: The buffer for the receive data <i>cRspData</i> must be dimensioned such that all the receive data can be stored. This means in the case of <i>iDataFormat</i>=1 that the size of the buffer <i>cRspData</i> is twice as large as in the case of <i>iDataFormat</i>=0. The length of the send data (number of characters in <i>cReqData</i>) must be indicated in <i>iReqLen</i>. If <i>iDataFormat</i>=1, then <i>iReqLen</i> is twice as large as in the case of <i>iDataFormat</i>=0. The length indication for the receive buffer (<i>iRspLen</i>) is to be handled analogously.</p> <p><i>iReaderHnd</i> is the handle for the Reader object.</p> <p><i>cBusAdr</i> is the bus address set in the Reader.</p>
Cross-reference	For more information on <i>iDataFormat</i> see Section 5.3. Parameter transfer
Return value	If there was no error, the return value contains the status byte of the reply protocol.

5.7.83. FEISC_0xBE_ISOTranspCmd

Function	Function initiates data transfer with an ISO14443B transponder.
Syntax	int FEISC_0xBE_ISOTranspCmd(int iReaderHnd, UCHAR cBusAdr, int iMode, int iRspLength, UCHAR* cReqData, int iReqLen, UCHAR* cRspData, int* iRspLen, int iDataFormat)
Description	<p>The function initiates a data transfer for multiple ISO14443B transponders located in the active zone of the ISC Reader.</p> <p>The parameter <i>iMode</i> contains the mode for the reader.</p> <p>The parameter <i>iRspLength</i> contains the requested length (number of bits) of receive data <i>cRspData</i>.</p> <p>The data necessary for the data transfer are to be stored in <i>cReqData</i>. The number of characters contained in <i>cReqData</i> must be indicated in <i>iReqLen</i>.</p> <p>The data read from the ISO14443B transponder are contained in <i>cRspData</i>. <i>iRspLen</i> indicates the number of characters in <i>cRspData</i>.</p> <p>The parameter <i>iDataFormat</i> specifies whether <i>cReqData</i> and <i>cRspData</i> are to be interpreted as a hex array or as a string.</p> <p>Note the following: The buffer for the receive data <i>cRspData</i> must be dimensioned such that all the receive data can be stored. This means in the case of <i>iDataFormat</i>=1 that the size of the buffer <i>cRspData</i> is twice as large as in the case of <i>iDataFormat</i>=0. The length of the send data (number of characters in <i>cReqData</i>) must be indicated in <i>iReqLen</i>. If <i>iDataFormat</i>=1, then <i>iReqLen</i> is twice as large as in the case of <i>iDataFormat</i>=0. The length indication for the receive buffer (<i>iRspLen</i>) is to be handled analogously.</p> <p><i>iReaderHnd</i> is the handle for the Reader object.</p> <p><i>cBusAdr</i> is the bus address set in the Reader.</p>
Cross-reference	For more information on <i>iDataFormat</i> see Section 5.3. Parameter transfer
Return value	If there was no error, the return value contains the status byte of the reply protocol.

5.7.84. FEISC_0xBF_ISOTranspCmd

Function	Function initiates data transfer with an ISO15693 transponder.
Syntax	int FEISC_0xBF_ISOTranspCmd(int iReaderHnd, UCHAR cBusAdr, int iMode, int iRspLength, UCHAR* cReqData, int iReqLen, UCHAR* cRspData, int* iRspLen, int iDataFormat)
Description	<p>The function initiates a data transfer for multiple ISO15693 transponders located in the active zone of the ISC Reader.</p> <p>The parameter <i>iMode</i> contains the mode for the reader.</p> <p>The parameter <i>iRspLength</i> contains the requested length (number of bits) of receive data <i>cRspData</i>.</p> <p>The data necessary for the data transfer are to be stored in <i>cReqData</i>. The number of characters contained in <i>cReqData</i> must be indicated in <i>iReqLen</i>.</p> <p>The data read from the ISO15693 transponder are contained in <i>cRspData</i>. <i>iRspLen</i> indicates the number of characters in <i>cRspData</i>.</p> <p>The parameter <i>iDataFormat</i> specifies whether <i>cReqData</i> and <i>cRspData</i> are to be interpreted as a hex array or as a string.</p> <p>Note the following: The buffer for the receive data <i>cRspData</i> must be dimensioned such that all the receive data can be stored. This means in the case of <i>iDataFormat</i>=1 that the size of the buffer <i>cRspData</i> is twice as large as in the case of <i>iDataFormat</i>=0. The length of the send data (number of characters in <i>cReqData</i>) must be indicated in <i>iReqLen</i>. If <i>iDataFormat</i>=1, then <i>iReqLen</i> is twice as large as in the case of <i>iDataFormat</i>=0. The length indication for the receive buffer (<i>iRspLen</i>) is to be handled analogously.</p> <p><i>iReaderHnd</i> is the handle for the Reader object.</p> <p><i>cBusAdr</i> is the bus address set in the Reader.</p>
Cross-reference	For more information on <i>iDataFormat</i> see Section 5.3. Parameter transfer
Return value	If there was no error, the return value contains the status byte of the reply protocol.

5.7.85. FEISC_0xC0_SAMCmd, FEISC_0xC0_SAMCmd_Sync

Function	Function initiates a data transfer with a SAM (Secure Access Module).
Syntax	<p>(1) <code>int FEISC_0xC0_SAMCmd(int iReaderHnd, int iSlot, UCHAR* cReqData, int iReqLen, FEISC_TASK_INIT* pInit)</code></p> <p>(2) <code>int FEISC_0xC0_SAMCmd_Sync(int iReaderHnd, UCHAR cBusAdr, int iSlot, int iTimeout, UCHAR* cReqData, int iReqLen, UCHAR* cRspData, int* iRspLen)</code></p>
Description	<p>The function (1) starts the SAM command as an asynchronous task. An asynchronous task is an internal thread which sends the SAM command to the reader and waits for the reply for a time up to the timeout. Signaling of the reply data or the cancel condition to the application is done by invoking a callback function.</p> <p>The function (2) executes the SAM command synchronous and returns the received data in <i>cRspData</i> and the length of the received data in <i>iRspLen</i>.</p> <p>The parameter <i>iSlot</i> identifies the SAM slot.</p> <p>The parameter <i>iTimeout</i> defines the maximum timeout in the Reader. The host timeout should be a little higher.</p> <p>The queue data necessary for the data transfer are to be stored in <i>cReqData</i>. The number of characters contained in <i>cReqData</i> must be indicated in <i>iReqLen</i>.</p> <p>All the data relevant to the callback function for (1) are contained in the structure <code>FEISC_TASK_INIT</code>. This structure is described in greater detail in section 5.4. Asynchronous tasks for relieving the load on applications.</p> <p>The following setting is recommended:</p> <pre>FEISC_TASK_INIT Init; Init.cbFctl = this->cbsTaskRsp1; // callback function Init.ucBusAdr = 255; // every reader will respond Init.uiFlag = FEISC_TASKCB_1; Init.uiTimeout = m_uiTimeout; // individual timeout Init.pAny = this; // optional: This-Pointer</pre> <p><i>iReaderHnd</i> is the handle for the Reader object.</p>
Cross-reference	<p>Additional information about asynchronous tasks can be found in the section 5.4. Asynchronous tasks for relieving the load on applications.</p> <p>5.7.13. FEISC_CancelAsyncTask</p>
Note	More detailed information about the protocol [0xC0] SAM Command can be found in the manual for the OBID® <i>classic-pro</i> Reader family.
Return value	If there was no error, the return value contains the status byte of the reply protocol.

5.7.86. FEISC_0xC1_DESFireCmd

Function	Function initiates a data transfer with a ISO 14443-4, Type A DESFire Transponder
Syntax	<code>int FEISC_0xC1_DESFireCmd(int iReaderHnd, UCHAR cSubCmd, UCHAR cMode, UCHAR* cAppID, UCHAR cReaderKeyIndex, UCHAR* cReqData, int iReqLen, UCHAR* cRspData, int* iRspLen, int iDataFormat)</code>
Description	<p>This function executes a DESFire specific command.</p> <p>All parameters are declared in detail in the system manual of the designated reader.</p> <p>The parameter <i>iDataFormat</i> specifies whether the request data in <i>cReqData</i> and response data in <i>cRspData</i> is to be interpreted as a hex array (<i>iDataFormat</i>=0) or as a string (<i>iDataFormat</i>=1).</p> <p><i>iReaderHnd</i> is the handle for the Reader object.</p> <p><i>cBusAdr</i> is the bus address set in the Reader.</p>
Note	This function is a low-level function and should not be used directly for application development. FEIG has built a more comfortable C++ Library, called FEDM, with a high-level Transponder class for MIFARE DESFire.
Cross-reference	For more information on <i>iDataFormat</i> see Section 5.3. Parameter transfer
Return value	If there was no error, the return value contains the status byte of the reply protocol.

5.7.87. FEISC_0xC2_MifarePlusCmd

Function	Function initiates a data transfer with a ISO 14443, Type A MIFARE Plus Transponder
Syntax	int FEISC_0xC2_MifarePlusCmd(int iReaderHnd, UCHAR cBusAdr, UCHAR cSubCmd, UCHAR cMode, UCHAR* cReqData, int iReqLen, UCHAR* cRspData, int* iRspLen, int iDataFormat)
Description	<p>This function executes a MIFARE Plus specific command.</p> <p>All parameters are declared in detail in the system manual of the designated reader.</p> <p>The parameter <i>iDataFormat</i> specifies whether the request data in <i>cReqData</i> and response data in <i>cRspData</i> is to be interpreted as a hex array (<i>iDataFormat</i>=0) or as a string (<i>iDataFormat</i>=1).</p> <p><i>iReaderHnd</i> is the handle for the Reader object.</p> <p><i>cBusAdr</i> is the bus address set in the Reader.</p>
Note	This function is a low-level function and should not be used directly for application development. FEIG has built a more comfortable C++ Library, called FEDM, with high-level Transponder classes for MIFARE Plus.
Cross-reference	For more information on <i>iDataFormat</i> see Section 5.3. Parameter transfer
Return value	If there was no error, the return value contains the status byte of the reply protocol.

5.7.88. FEISC_0xC3_DESFireCmd

Function	Function initiates a data transfer with a ISO 14443-4, Type A DESFire Transponder
Syntax	int FEISC_0xC3_DESFireCmd(int iReaderHnd, UCHAR cSubCmd, UCHAR cMode, UCHAR* cReqData, int iReqLen, UCHAR* cRspData, int* iRspLen, int iDataFormat)
Description	<p>This function executes a DESFire specific command.</p> <p>All parameters are declared in detail in the system manual of the designated reader.</p> <p>The parameter <i>iDataFormat</i> specifies whether the request data in <i>cReqData</i> and response data in <i>cRspData</i> is to be interpreted as a hex array (<i>iDataFormat</i>=0) or as a string (<i>iDataFormat</i>=1).</p> <p><i>iReaderHnd</i> is the handle for the Reader object.</p> <p><i>cBusAdr</i> is the bus address set in the Reader.</p>
Note	This function is a low-level function and should not be used directly for application development. FEIG has built a more comfortable C++ Library, called FEDM, with a high-level Transponder class for MIFARE DESFire.
Cross-reference	For more information on <i>iDataFormat</i> see Section 5.3. Parameter transfer
Return value	If there was no error, the return value contains the status byte of the reply protocol.

5.8. Support for multithreading

The functions in FEISC are essentially thread-safe, meaning function calls from several threads to the library are possible as long as a communications procedure in a thread is never interrupted by another communications procedure from another thread.

There are no protection mechanisms within the library which preclude a preemptive procedure from another thread. This protection must be implemented on the application level.

A problem does occur when a callback function implemented using the **FEISC_AddEventHandler** function is used to transfer a protocol string to the application and represent it in a protocol window. Attempting to display the string in the window from out of the thread can cause the program to crash (e.g. when using MFC in C++). The remedy is to buffer store and send a Windows message with the API function `SendMessage(..)` to the window. This will serve to decouple the threads. Even better in such cases is to select the **FEISC_AddEventHandler** message methods from right at the outset.

Closing a window while a protocol is being represented can also cause a program crash. The FEISC offers some help here in that the protocol output in the library can be specifically stopped in all Reader objects. This is done by invoking **FEISC_SetReaderPara**(0, „LockProtToApp“, „“). Next continue checking using the function **FEISC_GetReaderPara**(0, „IsProtToAppLocked“, „“) until all the protocol outputs from the library are finished. If the function returns a 0, the protocol output is not yet finished. If a 1 is returned, the window may be closed. Contrary to convention, the return values are selected so that you can check them (in any case using C) for true.

C++ Example with MFC:

The member function `OnClose` is called when you want to close the window (View) by clicking with the mouse on the close icon. The class `FELogChildFrame` derived from `CMDIChildWnd` is the frame window of the Doc/View pair for the protocol output window. Cyclically recalling with a `WM_CLOSE` message to yourself will cause a time loop which gives the FEISC time to close the protocol outputs. Only when the function **FEISC_GetReaderPara**(0, „IsProtToAppLocked“, „“) no longer returns a 0 may the window be closed using `CMDIChildWnd::OnClose()`.

```
void FELogChildFrame::OnClose()
{
    // Message to library that all further protocol outputs are to be locked
    FEISC_SetReaderPara(0, "LockProtToApp", "");

    // Query to library whether all protocol outputs are already finished
    int iBack = FEISC_GetReaderPara(0, "IsProtToAppLocked", "");

    if(iBack==0)
    {
        // No, therefore with message to this repeated call from OnClose
        this->SendMessage(WM_CLOSE, 0, 0);
        return;
    }

    // If you are here then all protocol outputs are finished
    // and there is no longer a risk of crashing when the Doc/View pair is closed
    CMDIChildWnd::OnClose();
}
```

6. Appendix

6.1. Error codes

Error constants	Value	Description
FEISC_ERR_NEWREADER_FAILURE	-4000	Error in creating a new Reader object
FEISC_ERR_EMPTY_LIST	-4001	Reader handle list is empty (no Reader objects stored)
FEISC_ERR_POINTER_IS_NULL	-4002	Pointer to transfer parameter is NULL
FEISC_ERR_NO_MORE_MEM	-4003	No more system memory
FEISC_ERR_UNKNOWN_COMM_PORT	-4004	Unknown COM port
FEISC_ERR_UNSUPPORTED_FUNCTION	-4005	Unsupported function
FEISC_ERR_NO_USB_SUPPORT	-4006	No USB support (e.g. under NT4)
FEISC_ERR_OLD_FECOM	-4007	Old FECOM.DLL detected
FEISC_ERR_NO_VALUE	-4010	No data value
FEISC_ERR_UNKNOWN_HND	-4020	The transferred Reader handle is unknown
FEISC_ERR_HND_IS_NULL	-4021	The transferred Reader handle is 0
FEISC_ERR_HND_IS_NEGATIVE	-4022	The transferred Reader handle is negative
FEISC_ERR_NO_HND_FOUND	-4023	No Reader handle found in Reader handle list
FEISC_ERR_PORTHND_IS_NEGATIVE	-4024	The transferred port handle is negative
FEISC_ERR_HND_UNVALID	-4025	Invalid port handle; the first byte (MSB) in the port handle is invalid
FEISC_ERR_PROTLEN	-4030	Protocol length error
FEISC_ERR_CHECKSUM	-4031	Checksum error
FEISC_ERR_BUSY_TIMEOUT	-4032	Timeout after continuous busy messages
FEISC_ERR_UNKNOWN_STATUS	-4033	Unknown status byte
FEISC_ERR_NO_RECPROTOCOL	-4034	No USB receive protocol arrived
FEISC_ERR_CMD_BYTE	-4035	Wrong command byte in receive protocol
FEISC_ERR_TRANSCEIVE	-4036	General USB communications error
FEISC_ERR_REC_BUS_ADR	-4037	False bus address in receive protocol
FEISC_ERR_UNKNOWN_PARAMETER	-4050	Transfer parameter is unknown
FEISC_ERR_PARAMETER_OUT_OF_RANGE	-4051	Transfer parameter too large or too small
FEISC_ERR_ODD_PARAMETERSTRING	-4052	The transferred string contains an uneven number of characters
FEISC_ERR_UNKNOWN_ERRORCODE	-4053	Unknown error code
FEISC_ERR_UNSUPPORTED_OPTION	-4054	Unsupported option
FEISC_ERR_UNKNOWN_EPC_TYPE	-4055	Unknown EPC type
FEISC_ERR_NO_PLUGIN	-4060	Installation of Plug-In object in reader object is missing

Error constants	Value	Description
FEISC_ERR_PLUGIN_PRESENT	-4061	Error while installation of a second Plug-In object to a reader object
FEISC_ERR_UNKNOWN_PLUGIN_ID	-4062	Unknown Plug-In ID
FEISC_ERR_PI_BUILD_DATA	-4063	Return value for an error in the Plug-In function build_datastream
FEISC_ERR_PI_BUILD_FRAME	-4064	Return value for an error in the Plug-In function build_protocol
FEISC_ERR_PI_SPLIT_FRAME	-4065	Return value for an error in the Plug-In function split_protocol
FEISC_ERR_PI_SPLIT_DATA	-4066	Return value for an error in the Plug-In function split_datastream
FEISC_ERR_BUFFER_OVERFLOW	-4070	Databuffer is too small
FEISC_ERR_TASK_STILL_RUNNING	-4080	Asynchronous task is still running
FEISC_ERR_TASK_NOT_STARTED	-4081	Start of asynchronous task failed
FEISC_ERR_TASK_TIMEOUT	-4082	Asynchronous task timed out: the reader has sent no reply
FEISC_ERR_TASK_SOCKET_INIT	-4083	The socket for the task couldn't be initialized.
FEISC_ERR_TASK_BUSY	-4084	Asynchronous task executes the callback function and is just busy. The application must repeat the function.
FEISC_ERR_THREAD_CANCEL_ERROR	-4085	Cancellation of internal thread failed.
FEISC_ERR_CRYPT_LOAD_LIBRARY	-4090	Error while loading openssl library
FEISC_ERR_CRYPT_INIT	-4091	Error while crypto initialization
FEISC_ERR_CRYPT_AUTHENT_PROCESS	-4092	Error in authentication process
FEISC_ERR_CRYPT_ENCRYPTER	-4093	Error in encrypter process
FEISC_ERR_CRYPT_DECRYPTER	-4094	Error in decrypter process

6.2. List of variables

Variable	Value range	Default	Unit	Description
PortHnd ²¹	0 ... 4294967295	0		PortHandle for communication with ID FECOM, ID FETCP or ID FEUSB
LogProt	0, 1	0		If 1, then protocol are output through event flagging
LogFile	0, 1	0		If 1, then writing all protocol strings into Logfile feisc_log.txt
LogFilename	Max. 256 chars	feisc_log.txt		Filename for LogFile
Language	7 - german 9 - english	9	-	language selection for internal strings.
RecBusAdr	0 ... 255	-	-	bus address from last receive protocol. Read-only value.
ConvHexToString	0, 1	0	-	If 1, then all received bytes in scan option are converted to a string. Parameter is only useful, if the readers scan data output is set to <i>unformatted hex data</i> .
FrameSupport	„Standard“, „Advanced“	“Standard”	-	Selection of the protocol frame of the send protocol. The frame of the received protocol is detected automatically.
SendStr	-	-	-	Provides last send protocol with preceding date and time of day
RecStr	-	-	-	Provides last receive protocol with preceding date and time of day
ChkRecBusAdr	0, 1	0	-	If 1, then check of received bus address with the bus address of send protocol. If bus addresses are unequal, an error code is responded. Exceptions: bus addresses 254 and 255.
LockProtToApp	none	-		Multithreading support: Locks the protocol output through event flagging in all Reader objects s. 5.8. Support for multithreading
UnlockProtToApp	none	-		Multithreading support: Unlocks protocol output through event flagging s. 5.8. Support for multithreading
IsProtToAppLocked	none	-		Multithreading support: Asks whether all Reader objects are finished with protocol output through event flagging s. 5.8. Support for multithreading

²¹ Note the remarks in Section [5.7.2. FEISC NewReader](#)

6.3. List of constants for the FEISC_EVENT_INIT structure

The constants definitions are contained in the file FEISC.H.

Constants	Value	Use	Description
FEISC_THREAD_ID	1	uiFlag	Event flagging with thread message
FEISC_WND_HWND	2	uiFlag	Event flagging with window message
FEISC_CALLBACK	3	uiFlag	Event flagging with callback function
FEISC_EVENT	4	uiFlag	Event flagging with Windows-API event
FEISC_CALLBACK_2	5	uiFlag	Event flagging with 2. callback function
FEISC_CALLBACK_4	6	uiFlag	Event flagging with 4. callback function
FEISC_PRT_EVENT	1	uiUse	Flagging for send and receive protocols
FEISC_SNDPRT_EVENT	2	uiUse	Flagging for send protocols
FEISC_RECPRT_EVENT	3	uiUse	Flagging for receive protocols
FEISC_SCANNER_EVENT	4	uiUse	Flagging for received scanner protocols

6.4. List of constants for TaskID and for the FEISC_TASK_INIT structure

The constants definitions are contained in the file FEISC.H.

Constants	Value	Use	Description
FEISC_TASKID_FIRST_NEW_TAG	1	iTaskID	one-time inventory
FEISC_TASKID_EVERY_NEW_TAG	2	iTaskID	repeating inventory
FEISC_TASKID_NOTIFICATION	3	iTaskID	unlimited task for receiving of notifications
FEISC_TASKID_SAM_COMMAND	4	iTaskID	one-time task for receiving the SAM response
FEISC_TASKID_COMMAND_QUEUE	5	iTaskID	one-time task for receiving the response of a Queue-Command
FEISC_TASKID_MAX_EVENT	6	iTaskID	unlimited task for receiving of Access notifications
FEISC_TASKID_PEOPLE_COUNTER	7	iTaskID	unlimited task for receiving People Counter events
FEISC_TASKCB_1	1	uiFlag	select of callback function cbFct1
FEISC_TASKCB_2	2	uiFlag	select of callback function cbFct2
FEISC_TASKCB_3	3	uiFlag	select of callback function cbFct3
FEISC_TASK_CHANNEL_TYPE_AS_OPEN	1	uiChannelType	for all inventory tasks
FEISC_TASK_CHANNEL_TYPE_NEW_TCP	5	uiChannelType	for notification task

6.5. History

V7.02.02

- Modifications for **FEISC_StartAsyncTask**:
 - a) While initializing the asynchronous Task for Reader's Notification-Mode, the Listener Port must be unused in the system. Otherwise, the new error code -4086 is returned.
 - b) The Listener Port for Reader's Notification-Mode accepts only one connection at the same time. All additional connections will be rejected.
- Windows CE
No changes
- Linux:
Version for 64-Bit

V7.01.06

- Extensions for Notifications for secured data transmission
- Internal extensions for Mode 0x21 of command [0x6E] Reader Diagnostic

V7.01.04

- Improvements for secured data transmission:
 - 1. FEISC_0x52_GetBaud extended
 - 2. Repeat of a protocol after a Crypto Processing Error
- Improvements for FEISC_0xC0_SAMCmd_Sync concerning timeout behaviour

V7.01.00

- Improved thread safeness
- FEISC_StartAsyncTask returns an error code, if the internal Thread could not be executed.
- Windows:
 - 1. Migration from Visual Studio 2008 to Visual Studio 2010.
 - 2. DLL without MFC
 - 3. First release of 64-Bit version
 - 4. Dynamic binding to Log-Manager

- First Release for Mac OS X, V10.7.3 or higher

V7.00.01

- Bugfix for Keep-Alive in Notification-Task.

V7.00.00

- This version is not compatible with the previous versions. The reasons are listed below. Code modifications in applications may be necessary.
- The structure ***struct* _FEISC_TASK_INIT** is extended with new parameters for the Keep-Alive option inside the Notification-Task. In consequence, the new parameter *bKeepAlive* must be set to false or, which is the better approach, initialize the complete structure with 0 (e.g. with *memset*). It is recommended to view each code line, which uses this structure.
- New Plug-in API for connecting individual port types.
- Removed functions: **FEISC_InstallPlugIn** and **FEISC_RemovePlugIn**
- Windows / Windows CE:
 1. Migration of the development environment from Visual Studio 6 to Visual Studio 2008.
 2. Adaptation of the Callback declarations in ***struct* _FEISC_EVENT_INIT** and ***struct* _FEISC_TASK_INIT** concerning the calling convention. Thus, this version of FEISC is not compatible with the previous version and with applications compiled against the previous version of FEISC. Code modifications are not necessary, but re-compilation of applications is mandatory.

V6.02.01

- Bugfix for automatic deactivation of the crypto mode

V6.02.00

- New functions: **FEISC_0xC3_DESFireCmd** and **FEISC_0xC0_SAMCmd_Sync**

V6.01.00

- Support for People Counter ID ISC.ANTGPC
- New function:
FEISC_0x9F_Piggyback_Command
- Extensions in the structure **FEISC_EVENT_INIT** for event signaling

V6.00.00

- New option for encrypted data transmission by use of openssl library in the version 0.9.8l (s. [5.6. Secured data transmission with encryption](#)).

- New functions:

FEISC_0x8A_ReadConfiguration

FEISC_0x8B_WriteConfiguration

FEISC_0x8C_ResetConfiguration

FEISC_0xAD_WriteReaderAuthentKey

FEISC_0xAE_ReaderAuthent

- New Error Codes

Error constants	Value	Description
FEISC_ERR_CRYPT_LOAD_LIBRARY	-4090	Error while loading openssl library
FEISC_ERR_CRYPT_INIT	-4091	Error while crypto initialization
FEISC_ERR_CRYPT_AUTHENT_PROCESS	-4092	Error in authentication process
FEISC_ERR_CRYPT_ENCRYPT	-4093	Error in encrypt process
FEISC_ERR_CRYPT_DECRYPT	-4094	Error in decrypt process

V5.07.13

- New functions: **FEISC_0x1F_MAXDataExchange**, **FEISC_0x76_CheckAntennas**, **FEISC_0xC2_MifarePlusCmd**

V5.07.10

- Using of specialized receive algorithm adapted to OBID protocol frames in FECOM, enabled with the parameter UseOBID. This option is temporary disabled for the internal Scanner Thread.
- New functions: **FEISC_0xC1_DESFireCmd**, **FEISC_0xA3_Write_DES_AES_Keys**

V5.07.05

- Check of receive protocol frame in **FEISC_SendTransparent**
- New functions: **FEISC_0x8A_ReadConfiguration**, **FEISC_0x8B_WriteConfiguration**, **FEISC_0x8C_ResetConfiguration**,

V5.06.03

- New functions **FEISC_0xC0_SAMCmd**, **FEISC_0xBC_CmdQueue**, **FEISC_0xBB_C1G2_TranspCmd**

V5.05.05

- Optimizations in internal Notification-Thread (activated with **FEISC_StartAsyncTask**) for communication channels with higher error rate, like GPRS.
- New parameter for **FEISC_GetReaderPara** and **FEISC_SetReaderPara**: LogFilename

V5.05.01

- USB support for Linux
- New functions: **FEISC_0xB4_EPC_UHF_Cmd**, **FEISC_0x6B_CentralizedRFSync**
- New status bytes: 0x86, 0x18
- The Linux library is compiled with GCC 3.3.3 under SuSE Linux 9.1

V5.04.11

- Modified licence agreement
- New error code -4085

V5.04.10

- New Task: Notification for Reader with Notification Mode.
- Modifications in the structur **FEISC_TASK_INIT**. This structure is not compatible to the previous version.
- New function: **FEISC_0x34_ForceNotifyTrigger**
- All threads available under Linux
- Support for new status bytes: 0xF1, 0xF2, 0xF8
- New error codes: **FEISC_ERR_TASK_SOCKET_INIT**, **FEISC_ERR_TASK_BUSY**

V5.04.00

- New functions **FEISC_StartAsyncTask**, **FEISC_CancelAsyncTask** and **FEISC_TriggerAsyncTask**.
- New error codes

V5.03.09

- New function **FEISC_0x72_SetOutput**.
- **FEISC_0x22_ReadBuffer** supports extended features (TR-DATA, INPUT, STATUS).

V5.03.03

- New function **FEISC_0xB3_EPCCmd**.
- **FEISC_Transmit** and **FEISC_Receive** can be used with all port types.
- New status byte: 0x96 (ISO14443-Error)

V5.03.00

- The new version is not 100% downward compatible with the previous version because of rename of function **FEISC_0x66_FirmwareVersion**. The new name is **FEISC_0x66_ReaderInfo**.

V5.02.00

- Prepared for comming soon new USB protocols.
 - The new version is not 100% downward compatible with the previous version because of rename and modification of the parameter list of function **FEISC_0x18DestroyEPC**. The new name is **FEISC_0x18Destroy**.
- New error code: -4055.
- Some minor bug fixes.

V5.01.19

- Support of Transponder I-CODE UID in protocol [0x18] Destroy.
- First Linux Release (SuSE Linux 8.2, GNU Compiler Collection V3.3-23, glibc V2.3.2-6)

V5.01.17

- Plug-In mechanism for integration of user-defined protocol drivers.
- All functions, except of **FEISC_BuildProtocol** and **FEISC_SplitProtocol**, are 100% downward compatible with the previous version.
- **FEISC_BuildProtocol** is renamed in **FEISC_BuildSendProtocol** and has changes in the function parameters.
- **FEISC_SplitProtocol** is renamed in **FEISC_SplitRecProtocol** and has changes in the function parameters.

- New functions:
FEISC_BuildRecProtocol
FEISC_SplitSendProtocol
FEISC_Conv2StdProtocol
FEISC_Conf2AdvProtocol
FEISC_InstallPlugIn
FEISC_RemovePlugIn
- New protocol functions:
FEISC_0x22_ReadBuffer
FEISC_0x18_DestroyEPC
FEISC_0x87_SetSystemDate
FEISC_0x88_GetSystemDate
FEISC_0x64_SystemReset.
- Support of the protocol [0x74] Read Input for ID ISC.PRH-A and -U Reader.
- Support of Advanced Protocol Frames with two length bytes.
- Thread-Security for created Reader-Objects.
- Support of multithreading: every created Reader-Object has an own internal buffer. This enables the simultaneous operation of multiple readers if every reader is connected on different ports.
- New error codes:

Error constants	Value	Description
FEISC_ERR_NO_VALUE	-4010	Error in the function FEISC_GetReaderPara
FEISC_ERR_NO_PLUGIN	-4060	Installation of Plug-In object in reader object is missing
FEISC_ERR_PLUGIN_PRESENT	-4061	Error while installation of a second Plug-In object to a reader object
FEISC_ERR_UNKNOWN_PLUGIN_ID	-4062	Unknown Plug-In ID
FEISC_ERR_PI_BUILD_DATA	-4063	Return value for an error in the Plug-In function build_datastream
FEISC_ERR_PI_BUILD_FRAME	-4064	Return value for an error in the Plug-In function build_protocol
FEISC_ERR_PI_SPLIT_FRAME	-4065	Return value for an error in the Plug-In function split_protocol
FEISC_ERR_PI_SPLIT_DATA	-4066	Return value for an error in the Plug-In function split_datastream
FEISC_ERR_BUFFER_OVERFLOW	-4070	Databuffer is too small

V5.01.00

- The new version is 100% downward compatible with the previous version.
- New functions: **FEISC_0xBD_ISOTranspCmd**, **FEISC_0xBE_ISOTranspCmd**

- Integration of TCP/IP support if the support package ID FETCP is used
- Bug-fix in in **FEISC_0xBF_ISOTranspCmd** for parameter iDataFormat=1
- Bus address of last receive protocol is saved and can be read out with **FEISC_GetReaderPara**
- new error code: -4054 (FEISC_ERR_UNSUPPORTED_OPTION)

V5.00.00

- The new version is 100% downward compatible with the previous version.
- New functions: **FEISC_0xA2_WriteMifareKeys**, **FEISC_0xB2_ISOCmd**
- First Windows CE Version

V4.09.00

- Move of all constants from the file ferwdef.h to the file ferw.h. The file ferwdef.h is now dispensable.
- new function: **FEISC_0x55_StartFlashLoaderEx** which supports any busaddress and replaces **FEISC_0x55_StartFlashLoader**.
- Internal check of received bus address (normally disabled).
- new parameter ChkRecBusAdr for the functions **FEISC_SetReaderPara** and **FEISC_GetReaderPara** to activate the check of the received busaddress.
- new parameter ConvHexToString for the functions **FEISC_SetReaderPara** and **FEISC_GetReaderPara** to activate the conversion of raw hex data received from reader in scan mode.
- new error code FEISC_ERR_REC_BUS_ADR
- new uiFlag constant for the structure FEISC_EVENT_INIT: FEISC_CALLBACK_2
- new uiUse constant for the structure FEISC_EVENT_INIT: FEISC_SCANNER_EVENT

V5.06.00 – V4.08.00

- New function **FEISC_0x6F_AntennaTuning**
- Removed functions:

FEISC_0x01_MultiJobPoll
FEISC_0x01_MultiJobPollAndState
FEISC_0x03_MultiJobState
FEISC_0x11_GetSerNr
FEISC_0x14_WritePData
FEISC_0x15_ReadPData
FEISC_0x16_WriteCData
FEISC_0x17_ReadCData

FEISC_0x6B_InitNoiseLevelV4.04.00 – V4.05.00

- Internal Versions.

V4.03.00

- Change of the function parameters in **FEISC_0xBF_ISOTranspCmd**.

V4.02.00

- Check of the command byte in the response protocol
- Error correction for USB-Protocols
- Correction of small errors

V4.01.00

- New functions: **FEISC_GetStatusText**, **FEISC_0xB1_ISOCustAndPropCmd**, **FEISC_0xBF_ISOTranspCmd**.

V4.00.00

This is the official Release Version. No changes.

V3.01.00

- FEISC.DLL only works together with FECOM.DLL in Version 2.00.00 and higher. Older versions of FECOM.DLL will not allow communication to take place.
- Event flagging now also supports Windows API events.

V3.00.00

- Support of OBID® USB devices
- New functions: **FEISC_GetErrorText**, **FEISC_GetLastError**, **FEISC_AddEventHandler**, **FEISC_DeEventHandler**.
- Limiting the port handle (transfer parameter *iPortHnd* in **FEISC_NewReader**) to 0x0FFFFFFF. The first byte (MSB) is reserved for distinguishing between the communication channels (asynchronous/USB).

V2.01.00

- New parameters for **FEISC_GetReaderPara**: **ERRCODE**, **ERRSTR**, **SENDSTR**, **RECSTR**
- Renaming of the functions **FEISC_0x85_SetTime** in **FEISC_0x85_SetSysTimer** and **FEISC_0x86_GetTime** in **FEISC_0x86_GetSysTimer**.
- New functions: **FEISC_0x55_StartFlashLoader**, **FEISC_0x6E_RdDiag** and **FEISC_0xA0_RdLogin**.

Version 2.00.03

- Eliminates errors in **FEISC_0x01_MultiJobPoll**, **FEISC_0x01_MultiJobPollAndState** and **FEISC_0x03_MultiJobState**.
- New addition of command parameters for supporting multithreading: [5.8. Support for multithreading](#)
-
- see and the function **FEISC_0x75_AdjAntenna**.

Version 2.00.01

- Renaming of the function **FEISC_0x23_InitBuffer** to **FEISC_0x33_InitBuffer**, since the command byte of the protocol has changed.

V2.00.00

New functions for the Long-Range-Reader ID ISCLR:

1. **FEISC_0x01_MultiJobPoll**
2. **FEISC_0x01_MultiJobPollAndState**
3. **FEISC_0x03_MultiJobState**
4. **FEISC_0x21_ReadBuffer**
5. **FEISC_0x23_InitBuffer**
6. **FEISC_0x31_ReadDataBufferInfo**
7. **FEISC_0x32_ClearDataBuffer**
8. **FEISC_0x6B_InitNoiseThreshold**
9. **FEISC_0x6C_SetNoiseLevel**
10. **FEISC_0x6D_GetNoiseLevel**
11. **FEISC_0x84_SetCFGMemLoc**
12. **FEISC_0x85_SetTime**
13. **FEISC_0x86_GetTime**

In addition the following functions were added to the parameter list:

1. **FEISC_BuildProtocol**: The parameter **iDataFormat** is new

2. **FEISC_SplitProtocols**: The parameter iDataFormat is new
3. **FEISC_GetLastSendProt**: The parameter iDataFormat is new
4. **FEISC_GetLastRecProt**: The parameter iDataFormat is new
5. **FEISC_SendTransparent**: The parameter iDataFormat is new
6. **FEISC_Transmit**: The parameter iDataFormat is new
7. **FEISC_Receive**: The parameter iDataFormat is new
8. **FEISC_0x80_ReadConfBlock**: The parameter iDataFormat is new
9. **FEISC_0x81_WriteConfBlock**: The parameter iDataFormat is new

We have done this for the sake of Visual Basic programmers.

New query function added:

FEISC_GetLastRecProtLen