

MANUAL

FEIG ID CPR USB-Driver

Windows 10[®] => 3.26

(Microsoft WHQL certified)

Note

© Copyright by

FEIG ELECTRONIC GmbH
Industriestraße 1a
D-35781 Weilburg-Waldhausen
Tel.: +49 6471 3109-0
<http://www.feig.de>
identification-support@feig.de

With the edition of this document, all previous editions become void. Indications made in this manual may be changed without previous notice.

Copying of this document, and giving it to others and the use or communication of the contents thereof are forbidden without express authority. Offenders are liable to the payment of damages. All rights are reserved in the event of the grant of a patent or the registration of a utility model or design.

Composition of the information in this document has been done to the best of our knowledge. FEIG ELECTRONIC GmbH does not guarantee the correctness and completeness of the details given in this manual and may not be held liable for damages ensuing from incorrect or incomplete information. Since, despite all our efforts, errors may not be completely avoided, we are always grateful for your useful tips.

The instructions given in this manual are based on advantageous boundary conditions. FEIG ELECTRONIC GmbH does not give any guarantee promise for perfect function in cross environments and does not give any guaranty for the functionality of the complete system which incorporates the subject of this document.

FEIG ELECTRONIC call explicit attention that devices which are subject of this document are not designed with components and testing methods for a level of reliability suitable for use in or in connection with surgical implants or as critical components in any life support systems whose failure to perform can reasonably be expected to cause significant injury to a human. To avoid damage, injury, or death, the user or application designer must take reasonably prudent steps to protect against system failures.

FEIG ELECTRONIC GmbH assumes no responsibility for the use of any information contained in this document and makes no representation that they free of patent infringement. FEIG ELECTRONIC GmbH does not convey any license under its patent rights nor the rights of others.

Microsoft® and Windows® are registered trademark of Microsoft Corporation

Contents

1	Licensing Agreement Concerning Use of USB Driver Software	4
2	Introduction	5
3	System Requirements	5
4	FEIG CPR USB driver installation under Windows 10®	6
5	Device Manager Entries Windows 10	8
6	Uninstall the FEIG CPR USB-Driver	9
7	Silent installation	11

1 Licensing Agreement Concerning Use of USB Driver Software

This is a contract between you and FEIG ELECTRONIC GmbH (hereinafter called "FEIG") concerning the use of the provided USB driver files feusbio.sys, feusbio.cat and feusbio.inf, hereinafter called licensed material. By installing and using this software you agree to be bound to all the terms and conditions of this Agreement without exception or limitation. If you are not fully or partially in agreement with the terms of this contract, you are prohibited from installing or otherwise using the material(s). The material is property of FEIG and is protected by international copyright law.

§1 Subject and Scope of the Agreement

1. FEIG grants you the right to install the Software and to use it under the conditions specified below.
2. You may install the Software on a hard disk or other storage device. You may create a backup copy of the Software.

§2 Prohibitions

1. The licensed material is the intellectual property of FEIG and its suppliers, and its structure, organization and code are the valuable trade secrets of FEIG and its suppliers. The licensed material is also protected by German copyright law, International Treaty provisions and the laws of the country in which it is used.
2. You agree not to modify, adapt, translate, reverse engineer, decompile, disassemble or otherwise attempt to discover the source code of the licensed material provided in compiled form.
3. The distribution of licensed material in part or in full is prohibited without an explicit agreement between you and FEIG.

§3 Warranty and Limitation of Liability

1. You agree with FEIG that it is not possible to develop electronic data processing programs such that they are without defect for all application conditions. FEIG calls explicit attention to the fact that the installation of a new program may affect already existing software, including software which does not run simultaneous with the new software. In no event will FEIG or its suppliers be liable to you for any consequential, incidental or special damages, including any lost profits or lost savings, even if a FEIG representative has been advised of the possibility of such damages, or for any claim by a third party. If you want to be sure that no already installed program will be affected, you may not install the licensed material.
2. FEIG calls explicit attention to the fact that installing the licensed material may result in irreversible settings and adjustments to devices which may in turn destroy or otherwise make them unusable. FEIG assumes no liability for such actions whether knowingly or unknowingly.
3. No Warranty. The Software is being delivered to you AS IS and FEIG makes no warranty as to its use or performance. FEIG and its suppliers make no warranties, express or implied, as to noninfringement of third party rights, merchantability or fitness for any particular purpose.

§4 Other

1. The parties agree that this constitutes the sole and entire agreement of the parties as to the matter set forth herein and supersedes any previous agreements, understandings, and arrangements between the parties relating hereto. Any modifications or additions must be made in written form.
2. If any provision in this Licensing Agreement should be held illegal or unenforceable by a court having jurisdiction, such provision shall be modified to the extent necessary to render it enforceable without losing its intent, or severed from this Licensing Agreement if no such modification is possible, and other provisions of this Licensing Agreement shall remain in full force and effect.
3. This License Agreement shall be construed, interpreted, and governed by the laws of the Federal Republic of Germany and the venue of any legal action against FEIG shall be Weilburg

2 Introduction

This manual describes the installation of the new FEIG CPR USB driver version 3.26 under Windows 10® operating system.

For operating systems older than Windows 10®, please use the old USB driver version 2.50. You will find the old driver on the FEIG-Homepage.

The CPR standard USB driver version 3.26 supports the following ID CPR readers:

- CPR40.0x-CDUSB
- CPR40.30-USB/-SUSB
- CPR30+
- CPR30pro
- CPR46 ???
- CPR60
- CPR70
- CPR74

3 System Requirements

The following system requirements are expected for installation of the FEIG CPR USB drivers.

- **Operating system:** **Windows 32Bit or Windows 64Bit Systems**
(Windows 10®, Windows 11®, Windows Server 2016®, Windows Server 2019®)
- **Windows DLL:** FEUSB.DLL Version 6.00 or higher for Windows 10®
- **CPRStart version:** 10.08.00 and higher.

- This driver must not installed if there is already installed an PC/SC USB-driver on the system !! Before installing this driver make sure that an installed PC/SC USB-driver was uninstalled properly.
- Old FEIG CPR USB drivers must be uninstalled before installation.
- No support of ARM-processors

4 FEIG CPR USB driver installation under Windows 10®

For the installation of the driver you need administrative-rights!

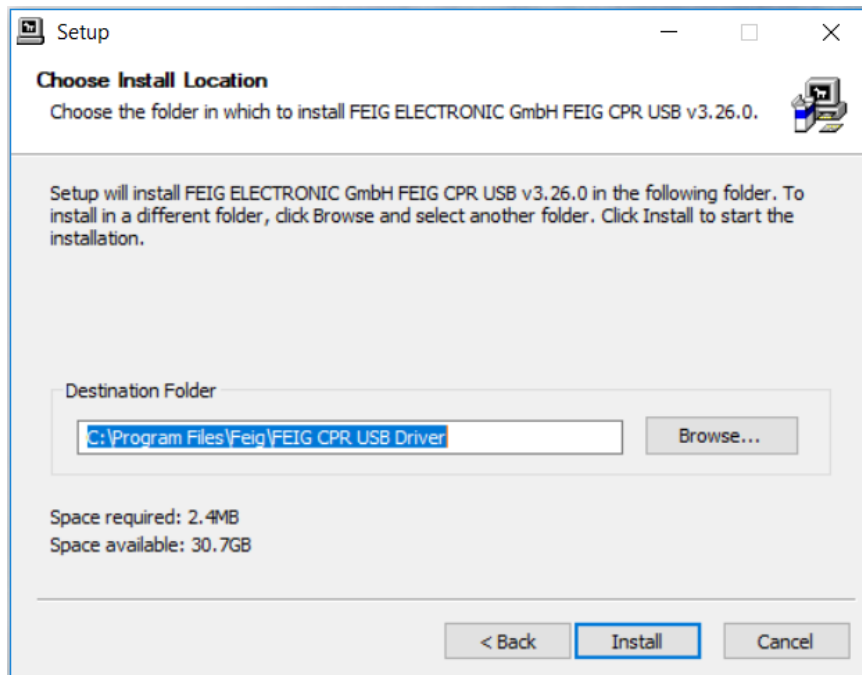
The following steps are necessary for the installation under Windows 10®:

Start the "**Setup.exe**" for the installation and follow the instructions of the installation wizard.

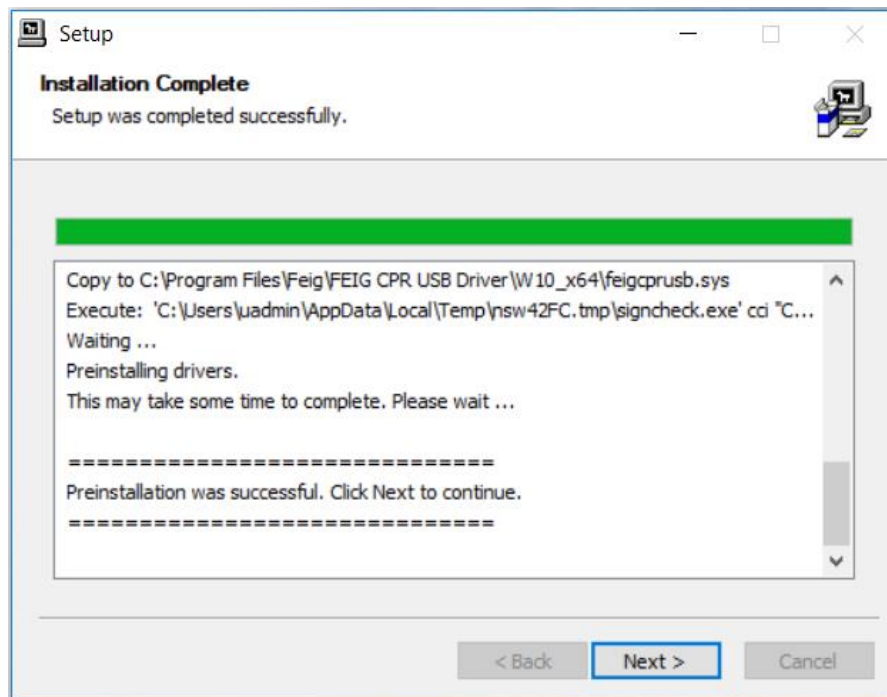


Click on "**Next**".

Choose a target folder for the driver installation. The installation process will be displayed.



Click on "**Install**".

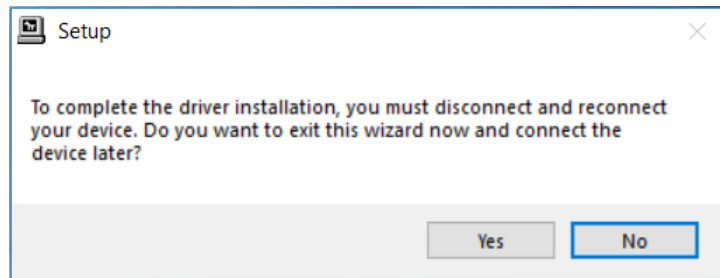


Click on **"Next"**.



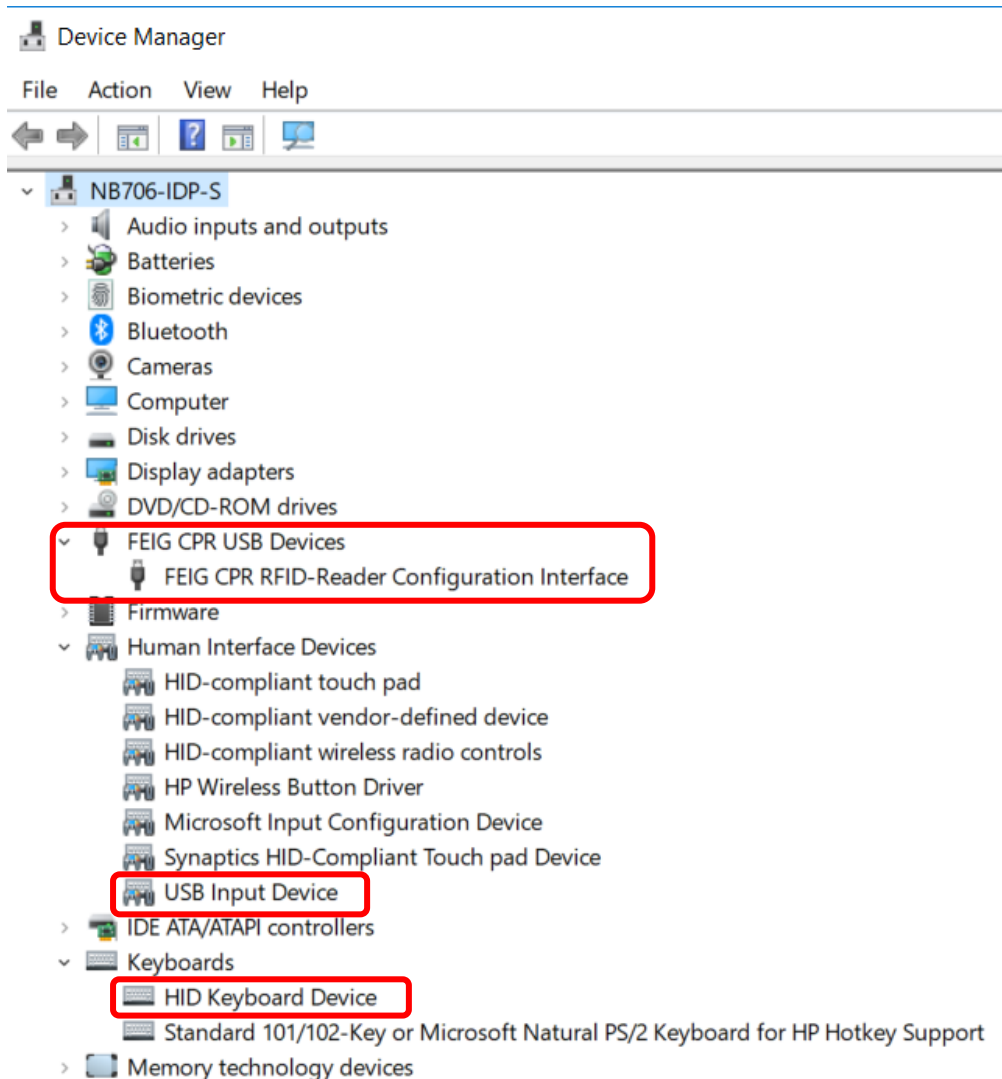
Click on **"Finish"**

Follow the instruction and disconnect the reader and connect again.



5 Device Manager Entries Windows 10

If you connect your FEIG USB Reader device to your computer, the "**Device Manager**": should contain the following entries:

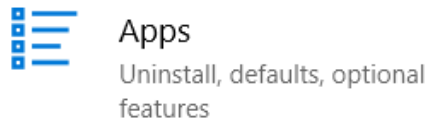


6 Uninstall the FEIG CPR USB-Driver

Before the driver is uninstalled, please make sure no Feig reader is connected to your system.

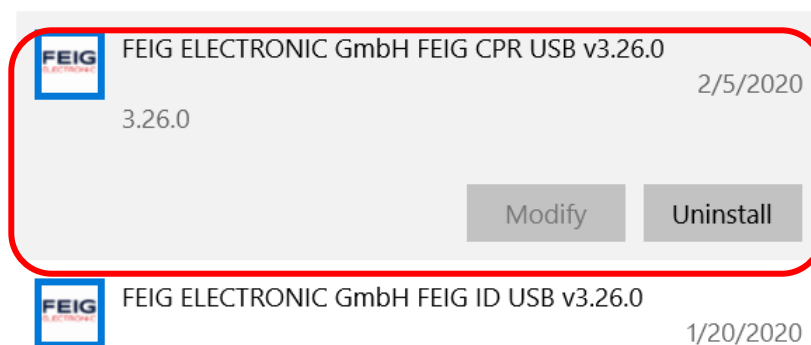
For the uninstall of the FEIG CPR Standard USB-driver please choose from the Start Menu

-> **Windows Settings -> Apps** .

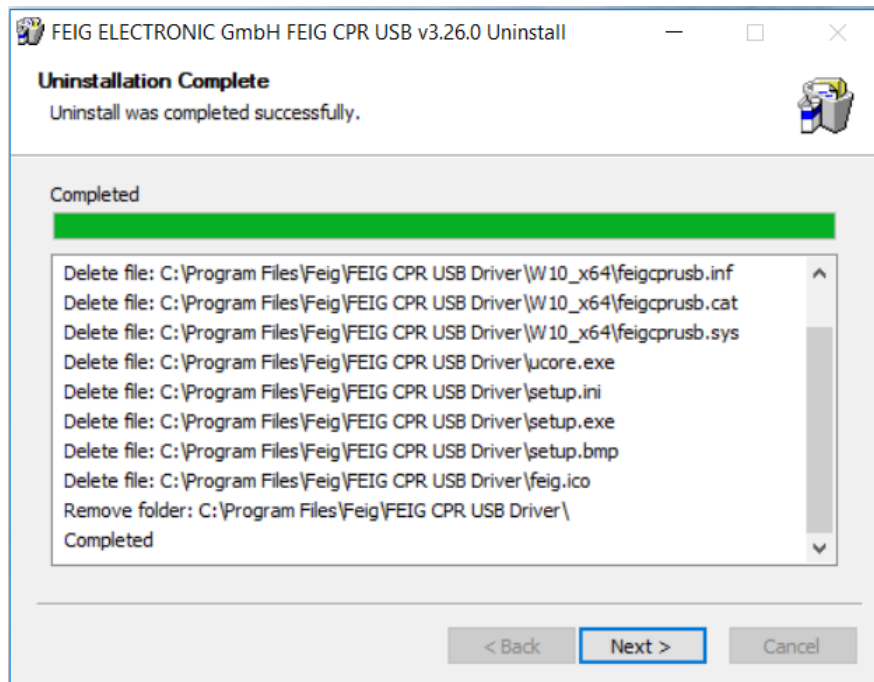


Mark the „FEIG CPR USB-Driver V3.26“ and click on „Uninstall“.

Apps & features



Follow the instruction and click on **“Uninstall”**



Wait until the uninstall has finished and click on **“Next”**.



The uninstall was successful, click on **“Finish”**

7 Silent installation

The driver gives you the possibility of a silent installation without user interaction. Therefore please unzip the „setup_feigcprusb_v3.26.0_win10_build2020120901.exe“. Within the folder „\$PLUGINS_DIR“ the setup.exe can be found. These can be called from command-line with the parameter “/S” for an installation without user interaction.